


2008
National
"Top 25"

History/Records

2008
NCAA
Tournament



Individual

MOST GAMES PLAYED

Season: 36, Brandon Crone, 2006-07; Brian Ligon, 2006-07; Julian Betko, 2006-07; Mike Green, 2006-07; Drew Streicher, 2006-07
Career: 130, A. J. Graves, 2004-08

MOST GAMES STARTED

Season: 36, Brandon Crone, 2006-07; Brian Ligon, 2006-07; Julian Betko, 2006-07; Mike Green, 2006-07
Career: 124, A. J. Graves, 2004-08

MOST POINTS

Game: 54, Darrin Fitzgerald vs. Detroit, 2/9/87
Season: 770, Darin Archbold, 1991-92
Career: 2,321, Chad Tucker, 1983-88

BEST SCORING AVERAGE

Season: 27.8, Billy Shepherd, 1969-70
Career: 24.1, Billy Shepherd, 1969-72

MOST FIELD GOALS

Game: 20, Oscar Evans vs. Indianapolis, 12/6/71
Season: 287, Billy Shepherd, 1969-70
Career: 912, Chad Tucker, 1983-88

MOST FIELD GOAL ATTEMPTS

Game: 36, Billy Shepherd vs. Indiana State, 1/7/70 & 2/7/70
Season: 652, Billy Shepherd, 1969-70
Career: 1,722, Darrin Fitzgerald, 1983-87

BEST FIELD GOAL PERCENTAGE

Game (Min. 10 made): 1.000 (13-13), Ted Guzek vs. Michigan, 12/15/56
Season (4.0 made/game): .657 (155-236), Duane Lightfoot, 2002-03
Career (300 made): .594 (300-505), Duane Lightfoot, Jr., 2000-04

MOST THREE-POINT FIELD GOALS

Game: 12, Darrin Fitzgerald vs. Detroit, 2/9/87
Season: 158, Darrin Fitzgerald, 1986-87
Career: 314, Bruce Horan, 2002-06

MOST THREE-POINT FIELD GOAL ATTEMPTS

Game: 22, Darrin Fitzgerald vs. Detroit, 2/9/87
Season: 362, Darrin Fitzgerald, 1986-87
Career: 773, Bruce Horan, 2002-06

BEST THREE-POINT FIELD GOAL PCT.

Game: 1.000 (7-7), Avery Sheets vs. Loyola, 2/3/05
Season: .519 (81-156), Pete Campbell, 2006-07
Career: .483 (183-379), Pete Campbell, 2006-08

MOST FREE THROWS


Game: 19, Ken Pennington vs. Illinois, 12/3/59
Season: 196, Mike Green, 2006-07
Career: 475, Bobby Plump, 1954-58

MOST FREE THROW ATTEMPTS

Game: 22, Ken Pennington vs. Illinois, 12/3/59
Season: 264, Mike Green, 2006-07
Career: 621, Jeff Blue, 1961-64

MOST CONSECUTIVE FREE THROWS MADE

85, Darnell Archey, 2/15/01 - 1/18/03 (NCAA Division I record)



Mike Green set Butler single season records for free throws made and attempted and assists. He tied the season records for games played and games started.

BEST FREE THROW PCT.

Game (Min. 10 made): 1.000 (17-17), Bobby Plump vs. Evansville, 1/11/58
Season (2.0 made/game): .973 (72-74), Darnell Archey, 2002-03
Career (150 made): .951, Darnell Archey, 1999-03

BEST REBOUNDING AVERAGE

Season: 13.6, Daryl Mason, 1972-73
Career: 12.3, Daryl Mason, 1971-74

MOST REBOUNDS

Game: 26, Daryl Mason vs. Evansville, 1/1/73
Season: 354, Daryl Mason, 1972-73
Career: 961, Daryl Mason, 1971-74

MOST ASSISTS

Game: 15, Thomas Jackson vs. Detroit, 3/7/00
Season: 172, Mike Green, 2007-08
Career: 540, Thomas Jackson, 1998-02

MOST STEALS

Game: 8, Brett Etherington vs. Wisconsin, 12/15/90
Season: 74, Thomas Jackson, 2001-02
Career: 207, Thomas Jackson, 1998-02

MOST BLOCKED SHOTS

Game: 7, Darren Fowlkes vs. Indiana State, 12/27/86; Rolf van Rijn vs. Anderson, 12/4/96; Rolf van Rijn vs. IUPUI, 12/10/97
Season: 64, Rolf van Rijn, 1996-97; '97-98
Career: 203, Rolf van Rijn, 1994-98

Butler Leading Scorers By Class

Freshman

Player, Year	Points
Tony Warren, 1979-80	476
Matt Howard, 2007-08	417
Darrin Fitzgerald, 1983-84	377
Chad Tucker, 1983-84	375
Lynn Mitchem, 1979-80	354
A. J. Graves, 2004-05	312
J. P. Brens, 1989-90	307
Wayne Burris, 1973-74	304
Jermaine Guice, 1990-91	299
Jeff Williams, 1972-73	278

Sophomore

Player, Year	Points
Billy Shepherd, 1969-70	724
Chad Tucker, 1984-85	573
Darrin Fitzgerald, 1984-85	455
Lynn Mitchem, 1980-81	451
Jeff Blue, 1961-62	447
A. J. Graves, 2005-06	441
Darren Fowlkes, 1986-87	437
Gerry Williams, 1960-61	430
Chris Miskel, 1993-94	400
Tom Bowman, 1960-61	392

Junior

Player, Year	Points
Darin Archbold, 1990-91	633
Billy Shepherd, 1970-71	623
Chad Tucker, 1985-86	609
A. J. Graves, 2006-07	591
Ed Schilling, 1965-66	538
Lynn Mitchem, 1981-82	535
Ted Guzek, 1956-57	531
Tom Bowman, 1961-62	515
Jon Neuhouser, 1996-97	505
Mike Green, 2006-07	499

Senior

Player, Year	Points
Darin Archbold, 1991-92	770
Darrin Fitzgerald, 1986-87	734
Chad Tucker, 1987-88	674
Tim McRoberts, 1983-84	614
Brandon Polk, 2005-06	593
Dave Sanders, 1964-65	536
Jermaine Guice, 1993-94	528
Darren Fowlkes, 1988-89	526
Bill Scott, 1958-59	512
Bobby Plump, 1957-58	510

Team

MOST GAMES

Season: 36, 2006-07

MOST POINTS

First Half: 61 vs. Ball State, Feb. 20, 1965; vs. DePauw, Feb. 23, 1965

Second Half: 63 vs. Western Kentucky, Dec. 19, 1970; vs. Xavier, Feb. 27, 1987

Game: 128 vs. Evansville (2OT), Feb. 9, 1991

Game (Regulation): 115 vs. DePauw, Feb. 23, 1965

Season: 2,502 (31 games), 1991-92

MOST POINTS BY AN OPPONENT

Game: 136, Evansville (2OT), Feb. 9, 1991

MOST COMBINED POINTS

Game: 264, Evansville (136) vs. Butler (128), Feb. 9, 1991 (2OT)

BEST SCORING AVERAGE

Season: 89.0 (26 games), 1969-70

MOST FIELD GOALS

Game: 53 vs. DePauw, Feb. 23, 1965

Season: 919 (26 games), 1969-70

MOST FIELD GOAL ATTEMPTS

Game: 110 vs. Wabash, Feb. 1, 1960

Season: 1,980 (26 games), 1970-71

BEST FIELD GOAL PERCENTAGE

Game: .697 (23-33) vs. Illinois State, Dec. 9, 1993

Season: .524 (845-1614), 1979-80

MOST CONSECUTIVE FIELD GOALS MADE

Game: 15 vs. St. Francis (N.Y.), Dec. 28, 1993

MOST THREE-POINT FIELD GOALS

Game: 20 at Cleveland State, Feb. 8, 2007

Season: 321, 2006-07

MOST THREE-POINT FIELD GOAL ATTEMPTS

Game: 42 at UIC, Jan. 10, 2007

Season: 871, 2006-07

BEST THREE-POINT FIELD GOAL %

Game (5 made): .857 (6-7) vs. Florida International, Jan. 18, 1999

Season: .419 (198-473), 1986-87

MOST CONSECUTIVE THREE-POINT FG'S

Game: 7 vs. Detroit Mercy, Feb. 4, 1993

MOST FREE THROWS

Game: 51 vs. Evansville (2OT), Feb. 9, 1991

Season: 725 (29 games), 1990-91

MOST FREE THROW ATTEMPTS

Game: 63 vs. Sacramento State, Jan. 3, 1995

Season: 922 (29 games), 1990-91

BEST FREE THROW PERCENTAGE

Game (15 made): 1.000 (16-16) vs. Cleveland State, Nov. 30, 1974

Season: .799 (413-517), 1987-88

MOST REBOUNDS

Game: 70 vs. Wabash, Jan. 12, 1970

Season: 1,291 (26 games), 1972-73

BEST REBOUND AVERAGE

Season: 49.7 (26 games), 1972-73

MOST ASSISTS

Game: 31 vs. Oral Roberts, Feb. 20, 1984

Season: 476, 1979-80

MOST STEALS

Game: 18 vs. Wisconsin, Dec. 15, 1990

Season: 269, 1990-91

MOST BLOCKED SHOTS

Game: 12 vs. Anderson, Dec. 4, 1996

Season: 123 (33 games), 1996-97

MOST TURNOVERS

Game: 31 at Dayton, Jan. 25, 1990

Season: 513, 1991-92

MOST PERSONAL FOULS

Game: 39 at Detroit, Feb. 4, 1989; vs. Evansville, Feb. 9, 1991

Season: 688, 2006-07

MOST VICTORIES

Season: 30, 2007-08 (30-4)

Consecutive Seasons: 59, 2006-07 (29-7) & 2007-08 (30-4)

Three Consecutive Seasons: 79, 2005-08

Four Consecutive Seasons: 100, 1999-03

BEST WINNING PERCENTAGE

Season: .895 (17-2), 1930-31; 1928-29

LARGEST WINNING MARGIN

Game: 68 vs. Indiana Law School (82-14), 1921-22

Modern Record: 46 vs. Elon (86-40), Dec. 19, 2006

Season: 12.5 ppg, 2001-02

LARGEST LOSING MARGIN

Game: 54 vs. Illinois (88-34), 1954-55

Season: 9.6 ppg, 1950-51

MOST CONSECUTIVE VICTORIES

Season: 15, 1999-2000


MOST OVERTIME GAMES

Season: 7, 1996-97

MOST OVERTIME PERIODS

Game: 5 vs. Wabash, Feb. 1, 1960

Season: 9, 1986-87



Darrin Fitzgerald

Butler's NCAA Statistical Champs

Individual 3-Point Field Goals		
1986-87	Darrin Fitzgerald	158
Individual Free Throw Shooting		
1990-91	Darin Archbold	.912
Team Free Throw Shooting		
1987-88	Butler	.799
1990-91	Butler	.786
Team Fewest Turnovers Per Game		
2006-07	Butler	9.5

Hinkle Fieldhouse Records

Most Points, Butler Player - 54, Darrin Fitzgerald vs. Detroit, 2/9/87

Most Points, Opponent Player - 50, Austin Carr, Notre Dame, 2/23/70

Most Points, Butler Team - 128 vs. Evansville, 2/9/91

Most Points, Opponent Team - 136, Evansville, 2/9/91

ATTENDANCE


Single Game - 15,000 vs. Notre Dame, 2/23/70

Single Game (Since 1989) - 11,043 vs. Indiana, 11/27/93; vs. UW-Milwaukee, 3/1/03

Single Season - 118,225 (14 games), 1962-63

Single Season (Since 1989) - 80,705 (13 games), 2001-02

Note: Butler renovated the interior of Hinkle Fieldhouse in 1989, reducing the seating capacity from 15,000 to 11,043. The current capacity is 10,000.



Darin Archbold led Butler in scoring for three straight seasons, 1989-1992.

Year-By-Year Scoring Leaders

Year	Player	Pts.	Avg.
2007-08	Mike Green	497	14.6
2006-07	A. J. Graves	591	16.9
2005-06	Brandon Polk	593	18.0
2004-05	Brandon Polk	382	13.6
2003-04	Duane Lightfoot	332	11.9
2002-03	Brandon Miller	394	11.9
2001-02	Rylan Hainje	487	15.2
2000-01	Thomas Jackson	415	13.0
1999-00	LaVall Jordan	363	11.7
1998-99	Mike Marshall	307	9.6
1997-98	Jon Neuhouser	417	12.6
1996-97	Jon Neuhouser	505	15.3
1995-96	Jon Neuhouser	341	12.6
1994-95	Chris Miskel	334	13.9
1993-94	Jermaine Guice	528	18.2
1992-93	Jermaine Guice	483	17.3
1991-92	Darin Archbold	770	24.8
1990-91	Darin Archbold	633	21.8
1989-90	Darin Archbold	334	11.9
1988-89	Darren Fowlkes	526	18.8
1987-88	Chad Tucker	674	24.1
1986-87	Darrin Fitzgerald	734	26.2
1985-86	Chad Tucker	609	21.8
1984-85	Chad Tucker	573	19.8
1983-84	Tim McRoberts	614	21.9
1982-83	Lynn Mitchem	458	16.4
1981-82	Lynn Mitchem	535	19.8
1980-81	Lynn Mitchem	451	16.7
1979-80	Tony Warren	453	17.4
1978-79	Tom Orner	430	15.9
1977-78	Tom Orner	477	18.4
1976-77	Wayne Burris	415	15.3
1975-76	Wayne Burris	470	17.4
1974-75	Wayne Burris	342	13.2
1973-74	Marty Monserez	343	13.2
1972-73	Kent Ehret	440	16.9
1971-72	Oscar Evans	481	20.1
1970-71	Billy Shepherd	623	24.0

1969-70	Billy Shepherd	724	27.8
1968-69	Steve Norris	455	17.5
1967-68	Doug Winger	357	14.9
1966-67	Ed Schilling	396	14.7
1965-66	Ed Schilling	538	20.7
1964-65	Dave Sanders	536	20.6
1963-64	Jeff Blue	484	18.6
1962-63	Jeff Blue	461	17.7
1961-62	Tom Bowman	515	18.4
1960-61	Gerry Williams	430	16.5
1959-60	Ken Pennington	478	18.4
1958-59	Bill Scott	512	18.3
1957-58	Bobby Plump	510	19.6
1956-57	Ted Guzek	531	21.2
1955-56	Ted Guzek	365	15.9
1954-55	Wally Cox	254	10.6
1953-54	Keith Greve	427	17.1
1952-53	Keith Greve	394	17.1
1951-52	Orvis Burdsall	258	10.8
1950-51	Orvis Burdsall	262	10.9
1949-50	"Buckshot" O'Brien	420	18.3
1948-49	"Buckshot" O'Brien	364	15.8
1947-48	"Buckshot" O'Brien	251	11.9
1946-47	Charles Maas	259	11.3


Year-By-Year Rebounding Leaders

Year	Player	Reb.	Avg.
2007-08	Mike Green	220	6.5
2006-07	Mike Green	216	6.0
2005-06	Brandon Crone	164	5.0
2004-05	Brandon Polk	129	4.6
2003-04	Mike Monserez	183	6.1
2002-03	Joel Cornette	213	6.5
2001-02	Joel Cornette	197	6.2
2000-01	Joel Cornette	190	5.9
1999-00	Mike Marshall	213	6.9
1998-99	Mike Marshall	219	6.8
1997-98	Jon Neuhouser	176	5.3
1996-97	Jon Neuhouser	185	5.6
1995-96	Jon Neuhouser	186	6.9
1994-95	Jon Neuhouser	172	6.4
1993-94	John Taylor	217	7.5
1992-93	Brian Beauford	168	6.7
1991-92	J. P. Brens	191	6.2
1990-91	J. P. Brens	199	6.9
1989-90	Rodney Haywood	175	6.3
1988-89	Darren Fowlkes	213	7.6
1987-88	Darren Fowlkes	197	7.0
1986-87	Darren Fowlkes	233	8.3
1985-86	Tony Gallahar	171	6.1
1984-85	Tim Haseley	200	6.9
1983-84	Tim Haseley	191	6.8
1982-83	Lynn Mitchem	192	6.9
1981-82	Lynn Mitchem	194	7.2
1980-81	Lynn Mitchem	197	7.3
1979-80	Mike Miller	180	6.9
1978-79	Mike Miller	264	9.8
1977-78	Joe Maloney	197	7.6
1976-77	Ed Thompson	184	6.8
1975-76	Barry Collier	205	7.5
1974-75	Barry Collier	154	5.9
1973-74	Daryl Mason	318	12.2
1972-73	Daryl Mason	354	13.6
1971-72	Daryl Mason	289	11.1
1970-71	Oscar Evans	240	9.2
1969-70	Dave Bennett	277	10.7
1968-69	Garry Hoyt	269	10.3
1967-68	Clarence Harper	187	7.8

1966-67	Ed Schilling	256	9.5
1965-66	Ed Schilling	319	12.3
1964-65	Dave Sanders	231	8.9
1963-64	Jeff Blue	313	12.0
1962-63	Jeff Blue	304	11.7
1961-62	Jeff Blue	336	12.0
1960-61	Tom Bowman	204	7.9
1959-60	Ken Pennington	255	9.8
1958-59	John Jones	250	8.9
1957-58	Ken Pennington	213	8.2

Year-By-Year Assist Leaders

Year	Player	Assists	Avg.
2007-08	Mike Green	172	5.1
2006-07	Mike Green	144	4.0
2005-06	Avery Sheets	108	3.3
2004-05	Avery Sheets	112	4.0
2003-04	Mike Monserez	140	4.7
2002-03	Brandon Miller	112	3.4
2001-02	Thomas Jackson	147	4.6
2000-01	Thomas Jackson	137	4.3
1999-00	Thomas Jackson	163	5.3
1998-99	Thomas Jackson	95	3.0
1997-98	Jeff Rogers	143	4.5
1996-97	Jeff Rogers	162	5.2
1995-96	Jeff Rogers	90	3.3
1994-95	Travis Trice	140	5.2
1993-94	Travis Trice	131	4.9
1992-93	Tim Bowen	96	3.6
1991-92	Tim Bowen	127	4.1
1990-91	Tim Bowen	168	5.8
1989-90	Tim Bowen	80	2.9
1988-89	Darren Fowlkes	89	3.2
1987-88	Thad Matta	100	3.6
1986-87	Darrin Fitzgerald	100	3.6
1985-86	Darrin Fitzgerald	79	2.8
1984-85	Darrin Fitzgerald	115	4.0
1983-84	Darrin Fitzgerald	117	4.2




Mike Marshall led the Bulldogs in rebounding in 1998-99 and 1999-00.

1982-83	Skip Jones	115	4.1
1981-82	Skip Jones	54	2.0
	Danny Jarrett	54	2.3
1980-81	Claude Davis	93	3.4
1979-80	Dave Bastian	83	3.1
1978-79	Tom Orner	126	4.7
1977-78	Doug Mitchell	78	3.0
1976-77	Wayne Burris	81	3.0
1975-76	Bill Lynch	121	4.5
1974-75	John Dunn	61	2.3
1973-74	Marty Monserez	54	2.1
1972-73	Clarence Crain	81	3.1
1971-72	Billy Shepherd	116	5.8

Year-By-Year FG% Leaders (50 Made)

Year	Player	FGM-A	PCT.
2007-08	Matt Howard	141-242	.583
2006-07	Drew Streicher	56-87	.644
2005-06	Brandon Polk	232-403	.576
2004-05	Brandon Polk	152-258	.589
2003-04	Duane Lightfoot	137-237	.578
2002-03	Duane Lightfoot	155-236	.657
2001-02	Joel Cornette	99-179	.553
2000-01	Joel Cornette	126-218	.578
1999-00	Mike Marshall	106-187	.567
1998-99	Mike Marshall	112-199	.563
1997-98	Rolf van Rijn	102-169	.604
1996-97	Dan Dudukovich	53-93	.570
1995-96	Rolf van Rijn	92-153	.601
1994-95	Rolf van Rijn	72-118	.610
1993-94	John Taylor	135-242	.558
1992-93	John Taylor	64-122	.525
1991-92	J. P. Brens	99-171	.579
1990-91	John Karaffa	108-218	.495
1989-90	Rodney Haywood	111-198	.561
1988-89	Jody Littrell	146-281	.520




Mike Monserez led Butler in free throw shooting in 2003-04, joining his father, Marty, who topped the Bulldogs in 1973-74.

1987-88	John Karaffa	51-84	.607
1986-87	Darren Fowlkes	166-313	.530
1985-86	Chad Tucker	235-414	.568
1984-85	Mike Burt	83-153	.542
1983-84	Chad Tucker	157-252	.623
1982-83	Greg Jones	117-179	.654
1981-82	Lynn Mitchem	212-385	.551
1980-81	Mike Miller	107-183	.585
1979-80	Tony Warren	203-338	.601
1978-79	Gary Raker	153-281	.545
1977-78	Don McGlocklin	85-156	.545
1976-77	Don McGlocklin	76-147	.535
1975-76	Don McGlocklin	73-151	.483
1974-75	Barry Collier	78-173	.451
1973-74	Daryl Mason	138-279	.494
1972-73	Clarence Crain	112-229	.489
1971-72	Clarence Crain	80-156	.513
1970-71	Dave Bennett	149-282	.528
1969-70	John Seal	70-118	.592
1968-69	Steve Norris	197-380	.518
1967-68	Doug Wininger	130-238	.546
1966-67	Doug Wininger	128-221	.579
1965-66	Larry Shade	135-245	.551
1964-65	Tom Jones	85-148	.574
1963-64	Jeff Blue	173-343	.504
1962-63	Jeff Blue	163-316	.516
1961-62	Jeff Blue	165-327	.505
1960-61	Tom Bowman	173-346	.500
1959-60	Orville Bose	199-413	.482
1958-59	Orville Bose	58-117	.496
1957-58	Ted Guzek	89-164	.540
1956-57	Bobby Plump	155-344	.451
1955-56	Ted Guzek	127-285	.446
1954-55	Joe Ditmire	65-146	.445
1953-54	No Statistics Available		
1952-53	Keith Greve	147-404	.364
1951-52	Keith Greve	80-229	.349
1950-51	Orvis Burdsall	97-293	.331
1949-50	Ralph Chapman	52-130	.400
1948-49	Buckshot O'Brien	151-368	.410
1947-50	Buckshot O'Brien	104-290	.358

Year-By-Year FT% Leaders (50 Made)

Year	Player	FTM-A	PCT.
2007-08	A. J. Graves	72-81	.889
2006-07	A. J. Graves	145-153	.948
2005-06	A. J. Graves	77-94	.819
2004-05	A. J. Graves	68-75	.919
2003-04	Mike Monserez	108-125	.881
2002-03	Darnell Archey	72-74	.973
2001-02	Brandon Miller	84-103	.816
2000-01	LaVall Jordan	67-78	.859
1999-00	Andrew Graves	69-76	.908
1998-99	Mike Pflugner	53-63	.841
1997-98	Matthew Graves	92-106	.868
1996-97	Matthew Graves	54-66	.818
1995-96	Matthew Graves	64-76	.842
1994-95	Marcus Cowart	84-100	.840
1993-94	Jermaine Guice	154-199	.774
1992-93	Jermaine Guice	106-139	.763
1991-92	Darin Archbold	189-229	.825
1990-91	Darin Archbold	187-205	.912
1989-90	Darin Archbold	79-93	.850
1988-89	Thad Matta	75-86	.872
1987-88	Chad Tucker	147-169	.870
1986-87	Darrin Fitzgerald	76-98	.776
1985-86	Darrin Fitzgerald	65-78	.833
1984-85	Darrin Fitzgerald	65-76	.855



Darren Fowlkes became the first player to lead Butler in scoring, rebounding and assists in the same season in 1988-89.

1983-84	Darrin Fitzgerald	53-68	.779
1982-83	Lynn Mitchem	90-118	.763
1981-82	Lynn Mitchem	111-148	.750
1980-81	Lynn Mitchem	87-110	.791
1979-80	Lynn Mitchem	68-97	.701
1978-79	Tom Orner	70-77	.909
1977-78	Doug Mitchell	84-96	.875
1976-77	John Dunn	68-90	.755
1975-76	Wayne Burris	82-106	.773
1974-75	Wayne Burris	64-83	.771
1973-74	Marty Monserez	87-126	.691
1972-73	Jeff Williams	54-82	.659
1971-72	Billy Shepherd	84-107	.785
1970-71	Billy Shepherd	171-222	.770
1969-70	Steve Norris	77-86	.895
1968-69	Steve Norris	61-83	.735
1967-68	Doug Wininger	97-114	.851
1966-67	Ron Salatch	71-86	.826
1965-66	Bill Brown	54-61	.885
1964-65	Dave Sanders	80-107	.748
1963-64	Larry Shade	64-78	.821
1962-63	Tom Bowman	61-72	.847
1961-62	Dick Haslam	52-64	.813
1960-61	Dick Haslam	50-62	.807
1959-60	Ken Pennington	142-193	.736
1958-59	John Jones	77-97	.794
1957-58	Bobby Plump	150-179	.838
1956-57	Bobby Plump	160-186	.860
1955-56	Dave Scheetz	67-79	.848
1954-55	Joe Ditmire	57-67	.851
1953-54	No Statistics Available		
1952-53	Keith Greve	100-134	.746
1951-52	Keith Greve	55-81	.679
1950-51	John Hall	52-84	.643
1949-50	Buckshot O'Brien	86-108	.796
1948-49	Buckshot O'Brien	62-79	.785

INDIVIDUAL SINGLE GAME

Scoring

54, Darrin Fitzgerald vs. Detroit, 2/9/87
49, Billy Shepherd vs. Arizona, 12/5/70
44, Oscar Evans vs. Indianapolis, 12/6/71
43, Billy Shepherd vs. DePauw, 2/10/71
42, Matthew Graves vs. Clev. St., 1/15/98
42, Darin Archbold vs. Xavier, 3/7/92
42, Chad Tucker vs. No. Ill., 1/9/88
42, Billy Shepherd vs. DePauw, 2/18/70
41, Chad Tucker vs. Detroit, 2/13/88
41, Bobby Plump vs. Evansville, 1/11/58
40, Chad Tucker vs. Loyola, 2/8/86
40, Darrin Fitzgerald vs. Loyola, 1/10/87

Rebounding

26, Daryl Mason vs. Evansville, 1/1/73
24, Daryl Mason vs. DePauw, 2/6/74
24, Jeff Blue vs. Valparaiso, 1/31/62
23, Jeff Blue vs. Michigan, 12/9/61
22, Daryl Mason vs. Indianapolis, 2/17/73
21, Jeff Blue vs. DePauw, 2/17/62
20, Jeff Blue vs. Illinois, 11/30/63
20, Daryl Mason vs. Valparaiso, 1/8/73
20, Marty Monserez vs. Evansville, 1/1/73
20, Tim Haseley vs. DePauw, 11/26/83
19, Daryl Mason vs. Air Force, 1/19/73
19, Jeff Blue vs. Valparaiso, 1/4/64
19, Ed Schilling vs. St. Joseph's, 1/11/67
19, Dave Bennett vs. Valparaiso, 2/11/70

Assists (Since 1970)

15, Thomas Jackson vs. Detroit, 3/7/00
14, Billy Shepherd vs. Evansville, 2/14/70
14, Billy Shepherd vs. Earlham, 2/11/70
13, Travis Trice vs. Mercer, 2/21/94
13, Billy Shepherd vs. Evansville, 2/12/72
13, Billy Shepherd vs. Illinois, 12/1/70
12, Mike Green vs. Notre Dame, 11/13/06
11, Thomas Jackson vs. Evansville, 12/8/01
11, Darrin Fitzgerald vs. Ball St., 12/29/84
11, Billy Shepherd vs. Indiana St., 2/5/72
11, Tim Bowen vs. Indiana St., 11/26/90
11, Tim Bowen vs. Dayton, 2/21/91
11, Travis Trice vs. Wright St., 2/23/95
11, Jeff Rogers vs. Northern Ill., 1/23/97

Three-Point Field Goals

12, Darrin Fitzgerald vs. Detroit, 2/9/87
10, Darrin Fitzgerald vs. Loyola, 1/10/87
9, Darrin Fitzgerald vs. Evansville, 1/17/87
8, Darnell Archey vs. Louisville, 3/23/03
8, Pete Campbell vs. Detroit, 3/1/08
8, Pete Campbell vs. So. Alabama, 3/21/08
8, A. J. Graves vs. Notre Dame, 11/13/06
8, Pete Campbell vs. Cleveland St., 2/8/07
8, Darrin Fitzgerald vs. St. Louis, 2/16/87
8, Jody Littrell vs. Miami (Ohio), 2/27/89
8, Jody Littrell vs. Loyola, 2/16/89
7, 11 times by six different players

INDIVIDUAL SINGLE SEASON

Scoring

770, Darin Archbold, 1991-92
734, Darrin Fitzgerald, 1986-87
724, Billy Shepherd, 1969-70
674, Chad Tucker, 1987-88
633, Darin Archbold, 1990-91
623, Billy Shepherd, 1970-71
614, Tim McRoberts, 1983-84
609, Chad Tucker, 1985-86
593, Brandon Polk, 2005-06
591, A. J. Graves, 2006-07

Rebounding

354, Daryl Mason, 1972-73
336, Jeff Blue, 1961-62
319, Ed Schilling, 1965-66
318, Daryl Mason, 1973-74
313, Jeff Blue, 1963-64
304, Jeff Blue, 1962-63
289, Daryl Mason, 1971-72
277, Dave Bennett, 1969-70
269, Garry Hoyt, 1968-69
264, Mike Miller, 1978-79

Assists (Since 1970)

172, Mike Green, 2007-08
168, Tim Bowen, 1990-91
163, Thomas Jackson, 1999-00
162, Jeff Rogers, 1996-97
145, Thomas Jackson, 2001-02
144, Mike Green, 2006-07
143, Jeff Rogers, 1997-98
140, Mike Monserez, 2003-04
140, Travis Trice, 1994-95
137, Thomas Jackson, 2000-01

Field Goals

287, Billy Shepherd, 1969-70
251, Chad Tucker, 1987-88
250, Darin Archbold, 1991-92
250, Darin Archbold, 1986-87
240, Chad Tucker, 1984-85
235, Chad Tucker, 1985-86
232, Brandon Polk, 2005-06
228, Tim McRoberts, 1983-84
228, Dave Sanders, 1964-65
226, Billy Shepherd, 1970-71

Three-Point Field Goals

158, Darrin Fitzgerald, 1986-87
113, Bruce Horan, 2005-06
107, Jody Littrell, 1988-89
102, Pete Campbell, 2007-08
98, A. J. Graves, 2006-07
96, Bruce Horan, 2003-04
95, A. J. Graves, 2007-08
84, Bruce Horan, 2004-05
81, Pete Campbell, 2006-07
81, Darin Archbold, 1991-92

Free Throws

196, Mike Green, 2006-07
189, Darin Archbold, 1991-92
187, Darin Archbold, 1990-91
182, Mike Green, 2007-08
171, Billy Shepherd, 1970-71
160, Bobby Plump, 1956-57
158, Tim McRoberts, 1983-84
154, Jermaine Guice, 1993-94
153, Darren Fowlkes, 1988-89
153, Ted Guzek, 1956-57

Scoring Average

27.8, Billy Shepherd, 1969-70
26.2, Darrin Fitzgerald, 1986-87
24.8, Darin Archbold, 1991-92
24.1, Chad Tucker, 1987-88
24.0, Billy Shepherd, 1970-71
21.9, Tim McRoberts, 1983-84
21.8, Darin Archbold, 1990-91
21.8, Chad Tucker, 1984-85
21.2, Ted Guzek, 1956-57
20.7, Ed Schilling, 1965-66

Field Goal Pct. (Min. 100 Att.)


.657, Duane Lightfoot, 2002-03
.654, Greg Jones, 1982-83
.623, Chad Tucker, 1983-84
.610, Rolf van Rijn, 1994-95
.607, John Karaffa, 1987-88
.604, Rolf van Rijn, 1997-98
.601, Rolf van Rijn, 1995-96
.601, Tony Warren, 1979-80
.589, Brandon Polk, 2004-05
.585, Mike Miller, 1980-81

Free Throw Pct. (Min. 2.0 made pg)


.973, Darnell Archey, 2002-03
.948, A. J. Graves, 2006-07
.919, A. J. Graves, 2004-05
.912, Darin Archbold, 1990-91
.909, Tom Orner, 1978-79
.908, Andrew Graves, 1999-00
.895, Steve Norris, 1969-70
.889, A. J. Graves, 2007-08
.885, Bill Brown, 1965-66
.875, Doug Mitchell, 1977-78

Rebound Average

13.6, Daryl Mason, 1972-73
12.3, Ed Schilling, 1965-66
12.2, Daryl Mason, 1973-74
12.0, Jeff Blue, 1963-64
12.0, Jeff Blue, 1961-62
11.7, Jeff Blue, 1962-63
11.1, Daryl Mason, 1971-72
10.7, Dave Bennett, 1969-70
10.3, Garry Hoyt, 1969-69
9.8, Mike Miller, 1978-79
9.8, Ken Pennington, 1959-60




Duane Lightfoot set a Butler season record for field goal shooting by hitting 155 of 236 (.657) field goal attempts in 2002-03.




Thomas Jackson set a Butler single game assist record with 15 against Detroit in the 2000 MCC Tournament.

INDIVIDUAL CAREER



Darnell Archey became the first Butler player to hit 200 career three-point field goals.



Darryl Mason set Butler's single game, single season and career rebounding records during his three seasons with the Bulldogs.

Scoring

2,321, Chad Tucker, 1983-88
2,019, Darrin Fitzgerald, 1983-87
1,807, A. J. Graves, 2004-08
1,798, Lynn Mitchem, 1979-83
1,744, Darin Archbold, 1988-92
1,733, Billy Shepherd, 1969-72
1,607, Jermaine Guice, 1990-94
1,543, Darren Fowlkes, 1985-89
1,531, Wayne Burris, 1973-77
1,485, Jon Neuhouser, 1994-98

Rebounding

961, Daryl Mason, 1971-74
953, Jeff Blue, 1961-64
748, Darren Fowlkes, 1985-89
742, Lynn Mitchem, 1979-83
722, Mike Marshall, 1996-00
719, Jon Neuhouser, 1994-98
712, Joel Cornette, 1999-2003
689, Chad Tucker, 1983-88
675, Ken Pennington, 1957-60
658, Rylan Hainje, 1998-2002

Assists (Since 1970)

540, Thomas Jackson, 1998-2002
471, Tim Bowen, 1989-93
457, Jeff Rogers, 1994-98
411, Darrin Fitzgerald, 1983-87
323, Avery Sheets, 2002-06
316, Mike Green, 2006-08
316, A. J. Graves, 2004-08
310, Mike Monserez, 2001-04
305, Brandon Miller, 2000-03
278, Darren Fowlkes, 1985-89

Field Goals Made

912, Chad Tucker, 1983-88
801, Darrin Fitzgerald, 1983-87
721, Lynn Mitchem, 1979-83
664, Billy Shepherd, 1969-72
632, Wayne Burris, 1973-77
576, Jon Neuhouser, 1994-98
574, Tom Bowman, 1960-63
571, A. J. Graves, 2004-08
565, Darin Archbold, 1988-92
556, Darren Fowlkes, 1985-89

Field Goal Pct. (100 made)

.594, Duane Lightfoot, 2000-04
.589, Rolf van Rijn, 1994-98
.581, Brandon Polk, 2004-06
.575, Greg Jones, 1981-83
.563, Doug Winger, 1965-68
.544, Joel Cornette, 1999-2003
.543, Rodney Haywood, 1987-90
.540, Drew Streicher, 2004-08
.539, Chad Tucker, 1983-88
.536, Mike Marshall, 1996-00
.534, Lynn Mitchem, 1979-83

Three-Point Field Goals

314, Bruce Horan, 2002-06
303, A. J. Graves, 2004-08
217, Darnell Archey, 1999-2003
189, Brandon Miller, 2000-03
184, Avery Sheets, 2002-06
183, Pete Campbell, 2006-08
181, Jody Littrell, 1986-90
175, Matthew Graves, 1993-98
174, Jermaine Guice, 1990-94
158, Darrin Fitzgerald, 1986-87

Three-Point Field Goal Pct. (50 made)

.483, Pete Campbell, 2006-08
.465, Darin Archbold, 1988-92
.455, Jody Littrell, 1986-90
.444, Thad Matta, 1987-90
.443, Darnell Archey, 1999-2003
.437, Darrin Fitzgerald, 1986-87
.406, Bruce Horan, 2002-06
.396, Rylan Hainje, 1998-2002
.394, Jon Neuhouser, 1994-98
.390, Brandon Miller, 2000-03

Free Throws Made

475, Bobby Plump, 1954-58
468, Chad Tucker, 1983-88
462, Darin Archbold, 1988-92
405, Billy Shepherd, 1969-72
396, Darren Fowlkes, 1985-89
390, Jeff Blue, 1961-64
378, Mike Green, 2006-08
363, Jermaine Guice, 1990-94
362, A. J. Graves, 2004-08
348, Ken Pennington, 1957-60

Free Throw Percentage (100 made)

.951, Darnell Archey, 1999-2003
.900, A. J. Graves, 2004-08
.864, Darin Archbold, 1988-92
.848, Tom Orner, 1975-79
.846, Matthew Graves, 1993-98
.835, Mike Monserez, 2001-04
.832, Bobby Plump, 1954-58
.830, Avery Sheets, 2002-06
.827, Chad Tucker, 1983-88
.823, John Shoup, 1987-91

Scoring Average

24.1, Billy Shepherd, 1969-72
19.8, Chad Tucker, 1983-88
18.8, Oscar Evans, 1970-72
18.1, Darin Archbold, 1988-92
17.9, Darrin Fitzgerald, 1983-87
17.4, Jeff Blue, 1961-64
16.7, Tom Bowman, 1960-63
16.5, Lynn Mitchem, 1979-83
16.1, Bobby Plump, 1954-58
16.1, Ed Schilling, 1964-67

TEAM SINGLE SEASON

WINS

Year	Coach	Wins
2007-08	Brad Stevens	30
2006-07	Todd Lickliter	29
2002-03	Todd Lickliter	27
2001-02	Todd Lickliter	26
2000-01	Thad Matta	24
1999-00	Barry Collier	23
1996-97	Barry Collier	23
1998-99	Barry Collier	22
1997-98	Barry Collier	22
1961-62	Tony Hinkle	22
1991-92	Barry Collier	21
1924-25	Harlan O. Page	20
2005-06	Todd Lickliter	20

WINNING STREAKS

Year	Coach	Streak
1999-00	Barry Collier	15
2001-02	Todd Lickliter	13
1961-62	Tony Hinkle	13
1998-99	Barry Collier	11
2006-07	Todd Lickliter	10
2002-03	Todd Lickliter	10
1930-31	Tony Hinkle	10
1927-28	Tony Hinkle	10
2007-08	Brad Stevens	9
2006-07	Todd Lickliter	9
1948-49	Tony Hinkle	9
2000-01	Thad Matta	9

Note: Butler won the final eight games of 1938-39 and the first three games of 1939-40.

SCORING AVERAGE


Year	Games	Avg.
1969-70	26	89.0
1970-71	26	88.5
1990-91	29	84.1
1965-66	26	81.5
1991-92	31	80.7
1964-65	26	80.2
1957-58	26	79.1
1971-72	26	77.8
1959-60	26	77.4
1968-69	26	76.0
1979-80	27	76.0

REBOUNDING AVERAGE

Year	Games	Avg.
1972-73	26	49.7
1970-71	26	48.1
1971-72	26	47.5
1958-59	28	45.1
1973-74	26	44.4
1969-70	26	44.4
1965-66	26	44.4
1961-62	28	44.4
1959-60	26	43.9
1960-61	26	43.3

Darnell Archey 85 Consecutive Free Throws Made 2001-03

Butler's Darnell Archey established an NCAA Division I record by hitting 85 consecutive free throws over three seasons. His streak began at Hinkle Fieldhouse on Feb. 15, 2001, and ended in the Fieldhouse on Jan. 18, 2003. Archey, who did not miss a free throw during the entire 2001-02 season, tied the previous NCAA record of 73 consecutive free throws (set by Gary Buchanan of Villanova, 2000-01) in the championship game of the Rainbow Classic in Hawaii, and then he broke the record with his first free throw at UIC on Jan. 4, 2003. Archey's record streak came to an end with 3:42 remaining in Butler's home victory over Youngstown State on Jan. 18, 2003.



Darnell Archey's Record Free Throw Streak Feb. 15, 2001 - Jan. 18, 2003

Date	Opponent	FT's
2/15/01	UW-Milwaukee	2-2
2/17/01	UW-Green Bay	1-1
2/22/01	at Loyola	2-2
2/24/01	at UIC	5-5
3/6/01	Detroit*	2-2
3/16/01	Wake Forest#	4-4
3/18/01	Arizona#	2-2
12/3/01	at Lipscomb	3-3
12/17/01	at Mount St. Mary's	2-2
12/28/01	Samford+	4-4
12/29/01	Indiana+	2-2
1/17/02	UW-Green Bay	1-1
1/23/02	Loyola	2-2
2/9/02	Cleveland State	2-2
2/23/02	UIC	3-3
3/14/02	Bowling Green&	4-4
12/5/02	at Indiana State	8-8
12/7/02	at Evansville	6-6
12/10/02	Bradley	7-7
12/21/02	St. Louis	2-2
12/28/02	Texas-Pan American%	2-2
12/29/02	Western Kentucky%	5-5
12/30/02	at Hawaii%	2-2
1/4/03	at UIC***	3-3
1/11/03	Detroit	6-6
1/16/03	at Wright State	2-2
1/18/03	Youngstown State	1-2

*Horizon League Tournament, Dayton, Ohio.

#NCAA Tournament, Kansas City, Mo.

+Hoosier Classic, Indianapolis, Ind.

&NIT, Indianapolis, Ind.

%Rainbow Classic, Honolulu, Hawaii

***Broke previous NCAA Record of 73 consecutive free throws.

STREAK FACTS

Span of Streak: 24 months

Total Games in Streak: 57

Free Throws at Home: 31

Free Throws Away: 33

Free Throws at Neutral Sites: 21

Number of opponents: 22

Most free throws vs. one opponent: 11 vs. Detroit

Number of arenas: 11

Free Throws By Arena:

Hinkle Fieldhouse: 31

Stan Sheriff Center: 9

UIC Pavilion: 8

Hulman Center: 8

Conseco Fieldhouse: 6

Kemper Arena: 6

Roberts Stadium: 6

Nutter Center: 4

Lipscomb Arena: 3

Joseph J. Gentile Center: 2

Knott Arena: 2

A. J. Graves Fourth On NCAA All-Time Free Throw Streak List

Butler's A. J. Graves had a streak of 63 consecutive free throws made during the 2006-07 season. That streak ranks as the third-longest single season streak and fourth-longest all-time streak in NCAA Division I history. Graves began the 2006-07 campaign by hitting 91 of his first 92 free throw attempts!

1,000-Point Club

1. - 2,321, Chad Tucker, 1983-88

Year	G	FGM	FGA	PCT.	3FG	3FA	PCT.	FTM	FTA	PCT.	PTS.	AVG.
1983-84	28	157	252	.623	0	0	.000	61	79	.772	375	13.4
1984-85	29	240	464	.517	0	0	.000	93	113	.823	573	19.8
1985-86	28	235	414	.568	0	0	.000	139	167	.832	609	21.8
1986-87	4	29	61	.475	4	10	.400	28	38	.737	90	22.5
1987-88	28	251	502	.500	25	65	.385	147	169	.870	674	24.1
Career	117	912	1693	.539	29	75	.387	468	566	.827	2321	19.8

2. - 2,019, Darrin Fitzgerald, 1983-87

Year	G	FGM	FGA	PCT.	3FG	3FA	PCT.	FTM	FTA	PCT.	PTS.	AVG.
1983-84	28	162	316	.513	0	0	.000	53	68	.779	377	13.5
1984-85	29	195	403	.484	0	0	.000	65	76	.855	455	15.7
1985-86	28	194	435	.446	0	0	.000	65	78	.833	453	16.2
1986-87	28	250	568	.440	158	362	.437	76	98	.776	734	26.2
Career	113	801	1722	.465	158	362	.437	259	320	.809	2019	17.9

3. - 1,807, A. J. Graves, 2004-08

Year	G	FGM	FGA	PCT.	3FG	3FA	PCT.	FTM	FTA	PCT.	PTS.	AVG.
2004-05	28	101	244	.414	42	123	.341	68	74	.919	312	11.1
2005-06	33	148	369	.401	68	183	.372	77	94	.819	441	13.4
2006-07	35	174	464	.375	98	277	.354	145	153	.948	591	16.9
2007-08	34	148	395	.375	95	281	.338	72	81	.889	463	13.6
Career	130	571	1472	.388	303	864	.351	362	402	.900	1807	13.9

4. - 1,798, Lynn Mitchem, 1979-83

Year	G	FGM	FGA	PCT.	3FG	3FA	PCT.	FTM	FTA	PCT.	PTS.	AVG.
1979-80	27	143	263	.544	0	0	.000	68	97	.701	354	13.1
1980-81	27	182	327	.557	0	0	.000	87	110	.791	451	16.7
1981-82	27	212	385	.551	0	0	.000	111	148	.750	535	19.8
1982-83	28	184	374	.492	0	0	.000	90	118	.763	458	16.4
Career	109	721	1349	.534	0	0	.000	356	473	.753	1798	16.5

5. - 1,744, Darin Archbold, 1988-92

Year	G	FGM	FGA	PCT.	3FG	3FA	PCT.	FTM	FTA	PCT.	PTS.	AVG.
1988-89	8	0	7	.000	0	0	.000	7	8	.875	7	0.9
1989-90	28	118	230	.513	19	42	.452	79	93	.849	334	11.9
1990-91	29	197	399	.494	52	113	.460	187	205	.912	633	21.8
1991-92	31	250	510	.490	81	172	.471	189	229	.825	770	24.8
Career	93	565	1146	.493	152	327	.465	462	535	.863	1744	18.8

6. - 1,733, Billy Shepherd, 1969-72

Year	G	FGM	FGA	PCT.	3FG	3FA	PCT.	FTM	FTA	PCT.	PTS.	AVG.
1969-70	26	287	652	.440	0	0	.000	150	200	.750	724	27.8
1970-71	26	226	579	.390	0	0	.000	171	222	.770	623	24.0
1971-72	20	151	382	.395	0	0	.000	84	107	.785	386	19.3
Career	66	664	1613	.412	0	0	.000	405	529	.766	1733	26.3

7. - 1,607, Jermaine Guice, 1990-94

Year	G	FGM	FGA	PCT.	3FG	3FA	PCT.	FTM	FTA	PCT.	PTS.	AVG.
1990-91	29	97	238	.408	51	138	.370	54	75	.720	299	10.3
1991-92	24	103	228	.452	42	116	.362	49	76	.645	297	12.4
1992-93	28	167	374	.447	43	140	.307	106	139	.763	483	17.3
1993-94	29	168	346	.486	38	102	.380	154	199	.774	528	18.2
Career	110	535	1186	.451	174	496	.351	363	489	.742	1607	14.6

8. - 1,543, Darren Fowlkes, 1985-89


Year	G	FGM	FGA	PCT.	3FG	3FA	PCT.	FTM	FTA	PCT.	PTS.	AVG.
1985-86	27	39	92	.424	0	0	.000	16	28	.571	94	3.5
1986-87	28	166	313	.530	0	1	.000	105	148	.710	437	15.6
1987-88	28	172	379	.454	20	51	.392	122	159	.767	486	17.4
1988-89	28	179	381	.470	15	49	.306	153	217	.705	526	18.8
Career	111	556	1165	.477	35	101	.347	396	552	.717	1543	13.9

9. - 1,531, Wayne Burris, 1973-77


Year	G	FGM	FGA	PCT.	3FG	3FA	PCT.	FTM	FTA	PCT.	PTS.	AVG.
1973-74	26	129	303	.426	0	0	.000	46	67	.686	304	11.7
1974-75	26	139	334	.416	0	0	.000	64	83	.771	342	13.2
1975-76	27	194	420	.461	0	0	.000	82	106	.773	470	17.4
1976-77	27	170	381	.446	0	0	.000	75	101	.742	415	15.3
Career	106	632	1438	.439	0	0	.000	267	357	.748	1531	14.4

10. - 1,485, Jon Neuhouser, 1994-98


Year	G	FGM	FGA	PCT.	3FG	3FA	PCT.	FTM	FTA	PCT.	PTS.	AVG.
1994-95	27	89	170	.524	0	0	.000	44	73	.603	222	8.2
1995-96	27	127	236	.538	11	26	.423	76	111	.685	341	12.6
1996-97	33	193	405	.477	40	105	.381	79	128	.617	505	15.3
1997-98	33	167	330	.506	35	87	.402	48	83	.578	417	12.6
Career	120	576	1141	.505	86	218	.394	247	395	.625	1485	12.4



Chad Tucker, Butler's all-time leading scorer, shot better than 50% from the field in each full season he played.



Jermaine Guice helped lead Butler to NIT appearances in 1991 and 1992.



Jon Neuhouser led the Bulldogs in scoring for three straight seasons.

1,000-Point Club

11. - 1,439, Bobby Plump, 1954-58

Year	G	FGM	FGA	PCT.	3FG	3FA	PCT.	FTM	FTA	PCT.	PTS.	AVG.
1954-55	15	58	161	.358	0	0	.000	73	95	.768	189	12.6
1955-56	22	88	235	.375	0	0	.000	94	114	.825	270	12.3
1956-57	25	155	344	.451	0	0	.000	160	186	.860	470	18.8
1957-58	26	180	371	.485	0	0	.000	150	179	.838	510	19.6
Career	88	481	1111	.433	0	0	.000	477	574	.831	1439	16.4

12. - 1,400, Keith Greve, 1951-54, 1957-58

Year	G	FGM	FGA	PCT.	3FG	3FA	PCT.	FTM	FTA	PCT.	PTS.	AVG.
1951-52	24	80	229	.349	0	0	.000	55	81	.679	215	9.1
1952-53	23	147	404	.364	0	0	.000	100	134	.746	394	17.1
1953-54	25	161	459	.350	0	0	.000	105	146	.713	427	17.2
1957-58	26	140	309	.453	0	0	.000	84	106	.792	364	14.0
Career	98	528	1401	.376	0	0	.000	344	467	.737	1400	14.3

13. - 1,392, Jeff Blue, 1961-64

Year	G	FGM	FGA	PCT.	3FG	3FA	PCT.	FTM	FTA	PCT.	PTS.	AVG.
1961-62	28	165	327	.505	0	0	.000	117	190	.616	447	15.9
1962-63	26	163	316	.516	0	0	.000	135	203	.665	461	17.7
1963-64	26	173	343	.504	0	0	.000	138	228	.605	484	18.6
Career	80	501	986	.508	0	0	.000	390	621	.628	1392	17.4

14. - 1,388, Rylan Hainje, 1998-2002

Year	G	FGM	FGA	PCT.	3FG	3FA	PCT.	FTM	FTA	PCT.	PTS.	AVG.
1998-99	32	95	193	.492	1	10	.100	70	111	.631	261	8.2
1999-00	31	112	229	.489	6	12	.500	61	108	.565	291	9.4
2000-01	32	127	250	.508	21	51	.412	74	117	.632	349	10.9
2001-02	32	161	325	.495	44	109	.404	121	169	.716	487	15.2
Career	127	495	997	.496	72	182	.396	326	505	.646	1388	10.9

15. - 1,334, Thomas Jackson, 1998-2002

Year	G	FGM	FGA	PCT.	3FG	3FA	PCT.	FTM	FTA	PCT.	PTS.	AVG.
1998-99	32	59	156	.378	13	47	.277	70	98	.714	201	6.3
1999-00	31	103	249	.414	13	50	.260	63	79	.797	282	9.1
2000-01	32	126	295	.427	40	102	.392	123	160	.769	415	13.0
2001-02	32	160	340	.471	40	132	.303	76	102	.745	436	13.6
Career	127	448	1040	.431	106	331	.320	332	439	.756	1334	10.5

15. - 1,334, Tom Bowman, 1960-63

Year	G	FGM	FGA	PCT.	3FG	3FA	PCT.	FTM	FTA	PCT.	PTS.	AVG.
1960-61	26	173	346	.500	0	0	.000	46	72	.639	392	15.1
1961-62	28	218	459	.475	0	0	.000	79	102	.774	515	18.4
1962-63	26	183	394	.464	0	0	.000	61	72	.847	427	16.4
Career	80	574	1199	.479	0	0	.000	186	246	.756	1334	16.7

17. - 1,311, Ted Guzek, 1954-58

Year	G	FGM	FGA	PCT.	3FG	3FA	PCT.	FTM	FTA	PCT.	PTS.	AVG.
1954-55	24	55	142	.387	0	0	.000	49	87	.568	159	6.6
1955-56	22	127	285	.446	0	0	.000	116	167	.695	370	16.8
1956-57	25	189	426	.444	0	0	.000	153	210	.729	531	21.2
1957-58	21	89	164	.540	0	0	.000	73	103	.709	251	11.9
Career	92	460	1017	.452	0	0	.000	391	567	.690	1311	14.3

18. - 1,248, Ralph "Buckshot" O'Brien, 1946-50

Year	G	FGM	FGA	PCT.	3FG	3FA	PCT.	FTM	FTA	PCT.	PTS.	AVG.
1946-47	23	90			0	0	.000	33	51	.647	213	9.3
1947-48	21	104	290	.358	0	0	.000	43	59	.728	251	12.0
1948-49	23	151	368	.410	0	0	.000	62	79	.785	364	15.9
1949-50	23	167	445	.375	0	0	.000	86	108	.796	420	18.3
Career	90	512			0	0	.000	224	297	.754	1248	13.9

19. - 1,243, Gerry Williams, 1960-63


Year	G	FGM	FGA	PCT.	3FG	3FA	PCT.	FTM	FTA	PCT.	PTS.	AVG.
1960-61	26	164	404	.406	0	0	.000	102	137	.745	430	16.5
1961-62	28	183	415	.441	0	0	.000	81	115	.705	447	15.9
1962-63	26	148	359	.412	0	0	.000	70	92	.761	366	14.1
Career	80	495	1178	.420	0	0	.000	253	344	.735	1243	15.5

20. - 1,220, Tony Warren, 1979-83


Year	G	FGM	FGA	PCT.	3FG	3FA	PCT.	FTM	FTA	PCT.	PTS.	AVG.
1979-80	27	203	338	.601	0	0	.000	70	102	.686	476	17.6
1980-81	23	133	286	.465	0	0	.000	52	75	.693	318	13.8
1981-82	23	67	179	.374	0	0	.000	38	57	.667	172	7.5
1982-83	25	96	216	.444	0	0	.000	62	83	.747	254	10.2
Career	98	499	1019	.490	0	0	.000	222	317	.700	1220	12.4

21. - 1,208, Tim McRoberts, 1980-84


Year	G	FGM	FGA	PCT.	3FG	3FA	PCT.	FTM	FTA	PCT.	PTS.	AVG.
1980-81	27	61	140	.436	0	0	.000	20	43	.465	142	5.3
1981-82	21	39	91	.429	0	0	.000	8	20	.400	86	4.1
1982-83	28	147	294	.500	0	0	.000	72	104	.692	366	13.1
1983-84	28	228	466	.489	0	0	.000	158	216	.731	614	21.9
Career	104	475	991	.479	0	0	.000	258	383	.674	1208	11.6



Jeff Blue led the Bulldogs in rebounding for three straight seasons and finished his career as Butler's second all-time leading rebounder.




Thomas Jackson became the first player in Butler history to record 1,000 points and 500 assists.




Tim McRoberts is one of just four Butler players to average more than 20 points for a season since 1973.


1,000-Point Club



Chris Miskel became Butler's first basketball Academic All-American in 1995.



Tom Orner was the Indiana Collegiate Conference Player of the Year in 1978.



Joel Cornette stands sixth on Butler's all-time list for field goal shooting (.544).

22. - 1,170, Chris Miskel, 1992-96

Year	G	FGM	FGA	PCT.	3FG	3FA	PCT.	FTM	FTA	PCT.	PTS.	AVG.
1992-93	28	62	131	.473	6	20	.300	15	34	.441	145	5.2
1993-94	29	159	310	.513	13	40	.325	69	105	.657	400	13.8
1994-95	24	126	280	.450	22	70	.314	60	125	.480	334	13.9
1995-96	27	115	246	.467	8	30	.267	53	96	.552	291	10.8
Career	108	462	967	.478	49	160	.306	197	360	.547	1170	10.8

23. - 1,134, Tom Orner, 1975-79

Year	G	FGM	FGA	PCT.	3FG	3FA	PCT.	FTM	FTA	PCT.	PTS.	AVG.
1975-76	23	26	59	.440	0	0	.000	10	15	.666	62	2.6
1976-77	27	72	164	.439	0	0	.000	21	28	.750	165	6.1
1977-78	26	194	416	.466	0	0	.000	89	104	.856	477	18.4
1978-79	27	180	352	.511	0	0	.000	70	77	.909	430	15.9
Career	103	472	991	.476	0	0	.000	190	224	.848	1134	11.0

24. - 1,121, Brandon Miller, 2000-03

Year	G	FGM	FGA	PCT.	3FG	3FA	PCT.	FTM	FTA	PCT.	PTS.	AVG.
2000-01	32	106	272	.390	68	170	.400	93	115	.809	373	11.7
2001-02	32	103	271	.380	64	176	.364	84	103	.816	354	11.1
2002-03	33	122	278	.439	57	138	.413	93	114	.816	394	11.9
Career	97	331	821	.403	189	484	.390	270	332	.813	1121	11.6

25. - 1,117, Ken Pennington, 1957-60

Year	G	FGM	FGA	PCT.	3FG	3FA	PCT.	FTM	FTA	PCT.	PTS.	AVG.
1957-58	26	110	237	.464	0	0	.000	78	126	.619	298	11.4
1958-59	25	113	280	.404	0	0	.000	115	168	.684	341	13.7
1959-60	26	168	392	.429	0	0	.000	142	193	.736	478	18.4
Career	77	391	909	.430	0	0	.000	335	487	.688	1117	14.5

26. - 1,103, Dave Sanders, 1962-65

Year	G	FGM	FGA	PCT.	3FG	3FA	PCT.	FTM	FTA	PCT.	PTS.	AVG.
1961-62	23	68	145	.469	0	0	.000	31	41	.754	167	7.3
1963-64	26	168	377	.446	0	0	.000	64	87	.736	400	15.4
1964-65	26	228	483	.472	0	0	.000	80	107	.748	536	20.6
Career	75	464	1005	.462	0	0	.000	175	235	.745	1103	14.7

27. - 1,100, Joel Cornette, 1999-2003

Year	G	FGM	FGA	PCT.	3FG	3FA	PCT.	FTM	FTA	PCT.	PTS.	AVG.
1999-00	31	69	144	.479	0	0	.000	57	108	.528	195	6.3
2000-01	32	126	218	.578	0	0	.000	39	90	.422	290	9.1
2001-02	32	99	179	.553	0	0	.000	33	92	.359	231	7.2
2002-03	33	161	296	.544	0	1	.000	62	129	.481	384	11.6
Career	128	455	837	.544	0	1	.000	191	419	.456	1100	8.6

28. - 1,086, Avery Sheets, 2002-06

Year	G	FGM	FGA	PCT.	3FG	3FA	PCT.	FTM	FTA	PCT.	PTS.	AVG.
2002-03	33	59	137	.431	31	79	.392	18	25	.720	167	5.1
2003-04	30	123	282	.436	48	131	.366	37	42	.881	331	11.0
2004-05	28	99	240	.413	43	125	.344	30	37	.811	271	9.7
2005-06	33	114	260	.438	62	153	.405	27	31	.871	317	9.6
Career	124	395	919	.430	184	488	.377	112	135	.830	1086	8.8

28. - 1,028, Dave Bennett, 1968-71

Year	G	FGM	FGA	PCT.	3FG	3FA	PCT.	FTM	FTA	PCT.	PTS.	AVG.
1968-69	21	101	214	.472	0	0	.000	39	62	.629	241	11.5
1969-70	26	169	333	.508	0	0	.000	89	144	.618	427	16.4
1970-71	22	149	282	.528	0	0	.000	62	95	.653	360	16.4
Career	69	419	829	.505	0	0	.000	190	301	.631	1028	14.9

30. - 1,023, J. P. Brens, 1989-93

Year	G	FGM	FGA	PCT.	3FG	3FA	PCT.	FTM	FTA	PCT.	PTS.	AVG.
1989-90	28	103	198	.520	0	0	.000	101	144	.701	307	11.0
1990-91	29	111	230	.483	0	1	.000	111	163	.681	333	11.5
1991-92	31	99	171	.579	0	0	.000	95	163	.583	293	9.5
1992-93	13	32	68	.471	0	1	.000	26	49	.531	90	6.9
Career	101	345	667	.517	0	2	.000	333	519	.642	1023	10.1


31. - 1,018, Bruce Horan, 2002-06

Year	G	FGM	FGA	PCT.	3FG	3FA	PCT.	FTM	FTA	PCT.	PTS.	AVG.
2002-03	31	21	54	.389	21	51	.412	2	4	.500	65	2.1
2003-04	30	101	258	.391	96	242	.397	20	24	.833	318	10.6
2004-05	28	88	211	.417	84	205	.410	14	18	.778	274	9.8
2005-06	33	116	285	.407	113	275	.411	16	17	.941	361	10.9
Career	122	326	808	.403	314	773	.406	52	63	.825	1018	8.3

BUTLER MVP'S

1946-47	Charles Maas
1947-48	James Doyle
1948-49	"Buckshot" O'Brien
1949-50	"Buckshot" O'Brien
1950-51	Orvis Burdsall
1951-52	Orvis Burdsall
1952-53	Keith Greve
1953-54	Jim Crosley
1954-55	Don Holloway
1955-56	Dave Scheetz
1956-57	Bobby Plump
1957-58	Bobby Plump
1958-59	Bill Scott
1959-60	Ken Pennington
1960-61	Gerry Williams
1961-62	Tom Bowman
1962-63	Jeff Blue
1963-64	Jeff Blue
1964-65	Dave Sanders
1965-66	Larry Shade
1966-67	Doug Wininger
1967-68	Doug Wininger
1968-69	Steve Norris
1969-70	Steve Norris
1970-71	Oscar Evans
	Bill Shepherd
1971-72	Bill Shepherd
1972-73	Clarence Crain
1973-74	Daryl Mason
1974-75	John Dunn
1975-76	Wayne Burris
	Barry Collier
1976-77	Wayne Burris
1977-78	Tom Orner
1978-79	Tom Orner
1979-80	Gary Raker
	Tony Warren
1980-81	Lynn Mitchem
1981-82	Lynn Mitchem
1982-83	Lynn Mitchem
1983-84	Tim McRoberts
1984-85	Mike Burt
	Chad Tucker
1985-86	Chad Tucker
1986-87	Darrin Fitzgerald
1987-88	Chad Tucker
1988-89	Darren Fowlkes
1989-90	Rodney Haywood
1990-91	Darin Archbold
1991-92	Darin Archbold
1992-93	Jermaine Guice
1993-94	Jermaine Guice
1994-95	Travis Trice
1995-96	Chris Miskel
1996-97	Jon Neuhouser
1997-98	Matthew Graves
1998-99	Mike Marshall
1999-00	Mike Marshall
2000-01	LaVall Jordan
2001-02	Thomas Jackson
2002-03	Brandon Miller
	Joel Cornette
2003-04	Mike Monserez
2004-05	Brandon Polk
2005-06	Brandon Polk
2006-07	Brandon Crone
2007-08	Mike Green
	A. J. Graves

Butler All-Americans



Bob Dietz was named captain of the College All-Star team in 1941, the same year that he earned All-America honors.

Frank Baird, 1933-34

Bob Dietz, 1940-41

Jerry Steiner, 1939-40
(Madison Square Garden)

Ralph "Buckshot" O'Brien, 1949-50
(Look Magazine)

Jimmy Doyle, 1949-50
(Look Magazine)

Ted Guzek, 1956-57
(Helms)

Billy Shepherd, 1970-71
(Sport Magazine)

Chad Tucker, 1984-85
(Honorable Mention A.P.)

A. J. Graves, 2006-07
(Honorable Mention A.P.)

Mike Green, 2007-08
(Honorable Mention A.P.)

HILTON U. BROWN/MENTAL ATTITUDE AWARD

1956-57	Mark Peterman	1993-94	Danny Allen
1957-58	Keith Greve	1994-95	Marcel Kon
1958-59	Bill Scott	1995-96	Jason McKenzie
1959-60	Orville Bose	1996-97	Chad Cantor
1960-61	Larry Ramey	1997-98	Mike Marshall
1961-62	Dick Haslam	1998-99	Andy Hirschy
1962-63	Tom Bowman	1999-00	Andrew Graves
1963-64	Gregg Ferrin	2000-01	Thomas Jackson
1964-65	Ron Iwema	2001-02	Joel Cornette
1965-66	Larry Shade	2002-03	Rob Walls
1966-67	Jim Hohlt	2003-04	Ryan Reynolds
1967-68	John Nell	2004-05	Brian Ligon
1968-69	Garry Hoyt	2005-06	Marcus Nellems
1969-70	Steve Norris	2006-07	Marcus Nellems
1970-71	Dave Bennett	2007-08	Drew Streicher
1971-72	Oscar Evans		Julian Betko
1972-73	Clarence Crain		Pete Campbell
1973-74	Marty Monserez		
1974-75	Carl Lile		
1975-76	Bill Lynch		
1976-77	Bill Lynch		
1977-78	Don McGlocklin		
1978-79	Doug Mitchell		
1979-80	Frank Thomas		
1980-81	Steve Hutson		
1981-82	Claude Davis		
1982-83	Claude Davis		
1983-84	Tim McRoberts		
1984-85	Tim Haseley		
1985-86	Mark Beam		
1986-87	Mike Harper		
1987-88	Jody Littrell		
1988-89	Jody Littrell		
1989-90	Rick Donovan		
1990-91	John Shoup		
1991-92	Wade Gault		
1992-93	J. P. Brens		

Cecil N. Coleman Medal of Honor

Each year the Horizon League presents the Cecil N. Coleman Medal of Honor to one male and female student-athlete who best demonstrates outstanding achievement in academics, athletics and extra curricular activities. Four former Butler basketball players have earned the prestigious conference honor:

1989-90	Jody Littrell
1995-96	Chris Miskel
1997-98	Jon Neuhouser
2002-03	Brandon Miller
2007-08	A. J. Graves

ACADEMIC HONORS

Academic All-America

2007-08	A. J. Graves (2nd team)
	Drew Streicher (3rd team)
2006-07	A. J. Graves (1st team)
1994-95	Chris Miskel (3rd team)

Academic All-District V

2007-08	A. J. Graves
	Drew Streicher
2006-07	A. J. Graves
	Drew Streicher
2002-03	Brandon Miller
2001-02	Brandon Miller
1998-99	Andy Hirschy
1997-98	Matthew Graves
1995-96	Chris Miskel
1994-95	Chris Miskel
1993-94	Chris Miskel
1990-91	John Karaffa
1988-89	Jody Littrell
1987-88	Jody Littrell

NCAA Post-Graduate Scholarship Winners

1991	John Karaffa
1977	Wayne Burris

Horizon League Academic

All-Conference

2008	A. J. Graves
	Drew Streicher
	Julian Betko
2007	A. J. Graves
	Julian Betko
	Drew Streicher
2006	A. J. Graves
	Julian Betko
	Drew Streicher
2005	Drew Streicher
	Andy Grunst
2003	Brandon Miller
	Mike Monserez
2002	Brandon Miller
2001	Brandon Miller
2000	Andrew Graves
1999	Andy Hirschy
1998	Matthew Graves
	Andy Hirschy
1996	Chris Miskel
1995	Chris Miskel
1994	Chris Miskel
1991	John Karaffa
1982	Claude Davis
	Tim McRoberts
1981	Claude Davis

BUTLER'S LEAGUE LEADERS

Midwestern Collegiate Conference/Horizon League leaders, unless otherwise noted

SCORING

1986-87 Darrin Fitzgerald 26.2

Indiana Collegiate Conference

1977-78 Tom Omer 20.8
1970-71 Bill Shepherd 25.1
1955-56 Ted Guzek 20.5
1952-53 Keith Greve 20.3

REBOUNDING

Indiana Collegiate Conference

1972-73 Daryl Mason 15.8
1971-72 Daryl Mason 14.3

ASSISTS

2007-08 Mike Green 5.06
1996-97 Jeff Rogers 5.2
1990-91 Tim Bowen 5.9

ASSIST/TURNOVER RATIO

2005-06 Avery Sheets 2.72
2004-05 Avery Sheets 2.33
2000-01 Thomas Jackson 1.71
1999-00 Thomas Jackson 1.96

FIELD GOAL PERCENTAGE

2005-06 Brandon Polk .576
2004-05 Brandon Polk .589
2002-03 Duane Lightfoot .657
1998-99 Mike Marshall .563
1997-98 Rolf van Rijn .604
1986-87 Darren Fowlkes .530
1983-84 Chad Tucker .624
1982-83 Greg Jones .654

THREE-POINT FIELD GOALS

2007-08 Pete Campbell 3.29
2005-06 Bruce Horan 3.42

THREE-POINT FIELD GOAL PCT.

2006-07 Pete Campbell .519
2004-05 Bruce Horan .410
1999-00 Darnell Archey .455
1988-89 Jody Littrell .510

FREE THROW PERCENTAGE

2006-07 A. J. Graves .948
2004-05 A. J. Graves .919
2003-04 Mike Monserez .864
2002-03 Darnell Archey .973
1999-00 Andrew Graves .908
1997-98 Matthew Graves .868
1995-96 Matthew Graves .842
1994-95 Marcus Cowart .840
1993-94 Jermaine Guice .774
1990-91 Darin Archbold .912
1985-86 Chad Tucker .832

BLOCKED SHOTS

2005-06 Brandon Polk 1.5
1997-98 Rolf van Rijn 1.9
1996-97 Rolf van Rijn 1.9
1995-96 Rolf van Rijn 1.8

STEALS

2001-02 Thomas Jackson 2.3
2000-01 Thomas Jackson 1.5
1983-84 Darrin Fitzgerald 2.1

BUTLER ALL-CONFERENCE PLAYERS

Missouri Valley Conference

1932-33 Frank Baird (1st), Bert Davis (1st), Cy Proffitt (2nd)
1933-34 Frank Baird (1st), Bert Davis (1st), Roscoe Batts (2nd), Gene Demmery (2nd)

Mid-American Conference

1947-47 "Buckshot" O'Brien
1947-48 "Buckshot" O'Brien (1st)
1948-49 "Buckshot" O'Brien (1st), Jim Doyle (2nd)
1949-50 "Buckshot" O'Brien (1st), Jim Doyle (1st)

Indiana Collegiate Conference

1950-51 Orvis Burdsall (1st)
1951-52 Jim Crosley (1st), Orvis Burdsall (2nd), Keith Greve (2nd), Ray Stewart (HM), Charles Englerth (HM)
1952-53 Keith Greve (1st), Jim Crosley (HM)
1953-54 Keith Greve (1st), Jim Crosley (1st)
1954-55 Bob Plump (HM), Wally Cox (HM), Dave Sheetz (HM)
1955-56 Ted Guzek (1st), Bob Plump (HM), Dave Sheetz (HM)
1956-57 Ted Guzek (1st), Bob Plump (1st)
1957-58 Keith Greve (1st), Bob Plump (1st), Wally Cox (HM), Ted Guzek (HM)
1958-59 Bill Scott (1st), Ken Pennington (1st)
1959-60 Orville Bose (1st), Ken Pennington (1st), Jim Barrick (2nd)
1960-61 Tom Bowman (1st), Gerry Williams (1st), Dick Haslam (HM), Don Wilson (HM)
1961-62 Tom Bowman (1st), Gerry Williams (1st), Jeff Blue (1st), Dick Haslam (HM)
1962-63 Jeff Blue (1st), Gerry Williams (2nd), Tom Bowman (2nd)
1963-64 Jeff Blue (1st)
1964-65 Dave Sanders (1st), Ron Iwema (HM)
1965-66 Ed Schilling (1st), Larry Shade (HM)
1966-67 Ed Schilling (2nd), Gene Milner (HM)
1967-68 Doug Winingier (1st), Bill Mauck (HM), John Nell (HM)
1968-69 Steve Norris (1st), Garry Hoyt (1st)
1969-70 Billy Shepherd (1st), Steve Norris (1st), Dave Bennett (2nd)
1970-71 Oscar Evans (1st), Dave Bennett (1st), Billy Shepherd (2nd)
1971-72 Oscar Evans (1st), Billy Shepherd (2nd), Daryl Mason (HM)
1972-73 Daryl Mason (1st), Clarence Crain (2nd), Kent Ehret (2nd)
1973-74 Daryl Mason (1st), Jeff Williams (2nd), Marty Monserez (2nd)
1974-75 John Dunn (1st)
1975-76 Wayne Burris (1st), Barry Collier (1st), Billy Lynch (2nd)
1976-77 Wayne Burris (1st), John Dunn (2nd)
1977-78 Tom Omer (1st), Doug Mitchell (1st), Don McGlocklin (2nd), Jeff Fehn (2nd)

Midwestern Collegiate Conference/Horizon League

1979-80 Tony Warren (1st)
1980-81 Lynn Mitchem (2nd)
1981-82 Lynn Mitchem (1st AP, 2nd UPI)
1982-83 Lynn Mitchem (1st AP, UPI), Tim McRoberts (2nd UPI)
1983-84 Tim McRoberts (1st AP, UPI)
1984-85 Chad Tucker (1st AP, UPI)
1985-86 Chad Tucker (1st AP, UPI)
1986-87 Darrin Fitzgerald (1st), Darren Fowlkes (2nd)
1987-88 Chad Tucker (1st), Darren Fowlkes (2nd)
1988-89 Darren Fowlkes (1st)
1990-91 Darin Archbold (1st)
1991-92 Darin Archbold (1st)
1992-93 Jermaine Guice (2nd)
1993-94 Jermaine Guice (1st), John Taylor (2nd)
1995-96 Jon Neuhouser (1st)
1996-97 Jon Neuhouser (1st), Kelsey Wilson (2nd)
1998-99 Mike Marshall (1st)
1999-00 Mike Marshall (2nd), LaVall Jordan (2nd)
2000-01 Thomas Jackson (1st), LaVall Jordan (2nd)
2001-02 Thomas Jackson (1st), Rylan Hainje (1st)

2002-03 Joel Cornette (2nd), Brandon Miller (2nd)
2003-04 Mike Monserez (2nd)
2004-05 Brandon Polk (2nd)
2005-06 Brandon Polk (1st)
2006-07 A. J. Graves (1st), Mike Green (2nd)
2007-08 Mike Green (1st), A. J. Graves (1st), Matt Howard (2nd)

MCC/Horizon League All-Freshman/Newcomer Team

1979-80 Tony Warren, Lynn Mitchem
1983-84 Chad Tucker, Darrin Fitzgerald
1985-86 Darren Fowlkes
1989-90 J. P. Brens
1990-91 Jermaine Guice
1991-92 Katara Reliford
1993-94 Travis Trice
1997-98 Otis Frazier
1998-99 Rylan Hainje
2000-01 Brandon Miller
2004-05 Brandon Polk
2006-07 Mike Green (Newcomer of the Year), Pete Campbell
2007-08 Matt Howard (Newcomer of the Year)

MCC/Horizon League All-Defensive Team

1995-96 Jason McKenzie
1996-97 Rolf van Rijn
1997-98 Rolf van Rijn
1998-99 Mike Marshall
1999-00 Mike Marshall
2000-01 Thomas Jackson, Joel Cornette, Rylan Hainje
2001-02 Thomas Jackson, Joel Cornette, Rylan Hainje
2002-03 Joel Cornette, Brandon Miller
2007-08 Mike Green, Drew Streicher

Key:

1st -- First Team; 2nd -- Second Team; HM -- Honorable Mention; AP -- Associated Press team; UPI -- United Press International team.

COACH/PLAYER OF THE YEAR

MCC/Horizon League "Coach of the Year"

1984 Joe Sexson
1991 Barry Collier
1997 Barry Collier
1999 Barry Collier
2000 Barry Collier
2001 Thad Matta
2006 Todd Lickliter
2007 Todd Lickliter

MCC/Horizon League "Player of the Year"

1991 Darin Archbold
1997 Jon Neuhouser
2002 Rylan Hainje
2006 Brandon Polk
2008 Mike Green

ICC "Coach of the Year"

1956 Tony Hinkle
1961 Tony Hinkle
1962 Tony Hinkle
1973 George Theofanis
1977 George Theofanis
1978 Joe Sexson

ICC "Player of the Year"

1962 Tom Bowman
1977 Wayne Burris
1978 Tom Omer

MAC M.V.P.

1949 Ralph "Buckshot" O'Brien

NABC National Coach of the Year



Butler men's basketball coach **Todd Lickliter** was selected as the 2007 Division I Coach of the Year by the National Association of Basketball Coaches (NABC). He received his award on April 1, 2007 at the AT & T/NABC Awards Show at the Sydney Marcus Auditorium in Atlanta, Ga., during Final Four weekend.

Lickliter guided the Bulldogs to a school and Horizon League record 29 victories in 2006-07. He led Butler to a regular season co-championship in the Horizon League and then took the Bulldogs to the Sweet 16 of the 2007 NCAA Men's Basketball Championship. Butler defeated Old Dominion in the first round of the tournament and then beat #18 Maryland in the second round, before falling to eventual national

champion Florida in the Sweet 16.

Butler was picked sixth in the Horizon League's preseason poll, but the Bulldogs wasted little time proving the predictors wrong. Lickliter's club opened the season with a 40-point win at Tulane and then captured the Midwest Region title of the NIT Season Tip-Off with back-to-back victories over Notre Dame and Indiana. The Bulldogs continued to roll in New York, defeating #22 Tennessee and #23 Gonzaga to capture the NIT Season Tip-Off title.

Lickliter led the Bulldogs to 10 straight wins to open the season, including a victory over Purdue in the Wooden Tradition. The 10 wins matched the second-fastest start in school history and the fifth-longest winning streak in school annals. Butler cracked the "Top 25" on Nov. 27 and the Bulldogs were nationally-ranked for a school and league record 16 consecutive weeks (broken in 2007-08). Lickliter's club became the first team in Horizon League history to break into the nation's "Top 10" on Feb. 5!

The 2006-07 Bulldogs became the first team in league history to record 20 wins before February and the first Horizon League team to win 26 regular season games. Butler had three wins over teams that were ranked in the "Top 25" and eight victories over squads that advanced to the NCAA Tournament.

Lickliter became the first Butler basketball coach to be selected for the NABC's highest award. He's also become the first coach in Horizon League history to be honored by the national coaches organization.

Butler Athletic Hall of Fame

Men's basketball players/coaches in the Butler Athletic Hall of Fame:

George Cullen Thomas (Charter)	Bill Scott (1998)
Orville J. Hooker (Charter)	Tom Bowman (1998)
Hugh "Wally" Middlesworth (Charter)	Pat Page (1999)
Haldane Griggs (Charter)	Marvin Wood (1999)
Robert Keach (Charter)	Keith Greve (1999)
Archie Chadd (Charter)	Dick Haslam (1999)
Frank White (Charter)	Larry Shook (1999)
Oral Hildebrand (Charter)	Dana Chandler (2000)
Wilbur Schumacher (Charter)	Orvis Burdsall (2000)
Paul D. "Tony" Hinkle (1992)	Wally Cox (2000)
Robert Blessing (1992)	Bill Lynch (2000)
Robert Nipper (1992)	William L. Shepherd (2001)
David Konold (1992)	Stephen K. Norris (2001)
Frank Baird (1992)	Billy L. Shepherd (2001)
Frank "Pop" Hedden (1993)	Wayne Burris (2002)
Jerry Steiner (1993)	David Sanders (2002)
Robert E. Deitz (1993)	Ed Schilling (2002)
Charles F. Maas (1993)	Daryl Mason (2003)
James B. Doyle (1993)	James Petty (2003)
Ralph "Buckshot" O'Brien (1994)	1923-24 Men's Basketball Team (2003)
Bobby Plump (1994)	1928-29 Men's Basketball Team (2003)
Herb Schwomeyer (1994)	Clarence Crain (2004)
Jake Caskey (1995)	John Dunn (2004)
James "Speed" Allen (1995)	Larry Shade (2004)
Elwood "Woody" Norris (1995)	Marty Monserez (2005)
Bill Hardy (1995)	1948-49 Men's Basketball Team (2005)
Ken Freeman (1996)	Barry Collier (2006)
Gerald A. Williams (1996)	Tom Orner (2006)
Scott Armstrong (1997)	Lynn Mitchem (2006)
John Barrowcliff (1997)	Darrin Fitzgerald (2007)
Ken Pennington (1997)	Chad Tucker (2007)
Jeff Blue (1997)	1961-62 Men's Basketball Team (2007)
Jack Krebs (1997)	Darin Archbold (2008)
Jim Rosenstihl (1998)	

SPECIAL AWARDS

Chip Hilton Award

(Presented by Chip Hilton Sports and the Naismith Hall of Fame to a NCAA Division I men's basketball player for demonstrating outstanding character, leadership, integrity, humility, sportsmanship and talent.)

2003 Brandon Miller
2008 Mike Green

Frances Pomeroy Naismith Award

(Presented to the nation's outstanding senior player, who stands 6-0 and under, and has excelled in both athletics and academics.)



2008 Mike Green

NABC College All-Star Game

2008 Mike Green

Collegiate Three-Point Championship

2003 Darnell Archey (Champion)
2006 Bruce Horan
2008 A. J. Graves



Butler teammates Darnell Archey (left) and Brandon Miller were busy on Final Four weekend in 2003. Archey competed in and won the Collegiate Three-Point Shootout in New Orleans, while Miller was presented the Chip Hilton Award at the Hall of Fame brunch.

All-Time Butler Teams

Team of the Sesquicentennial

(2005-06 - Chosen by a committee of coaches, media, alumni & staff)


Bob Dietz, '34	Darrin Fitzgerald, '87
Ralph "Buckshot" O'Brien, '50	Chad Tucker, '88
Bobby Plump, '58	Darin Archbold, '92
Tom Bowman, '63	Mike Marshall, '00
Jeff Blue, '64	Thomas Jackson, '02
Billy Shepherd, Jr., '72	Joel Cornette, '03
Daryl Mason, '74	Brandon Miller, '03
Lynn Mitchem, '83	

All-Century Team

(1997-98 - Chosen by a fan vote)

Bob Dietz, '34	Jeff Blue, '64
Ralph "Buckshot" O'Brien, '50	Billy Shepherd, Jr., '72
Bobby Plump, '58	Darrin Fitzgerald, '87
Ted Guzek, '58	Chad Tucker, '88
Tom Bowman, '63	Darin Archbold, '92

Paul D. "Tony" Hinkle (1898-1992)



Paul D. "Tony" Hinkle was the man who molded Butler University's athletic tradition. He served Butler for nearly half a century as a teacher, coach and athletic administrator, and then continued to stay active at the university following his retirement in 1970, filling the position of special assistant to the president.

The legendary coach came to Butler in 1921 and, except for a brief interruption in the early 1940's when he served as a naval officer, he remained with the university until his death in September, 1992. Among his many accomplishments was a basketball national championship in 1929. He led Butler to its first NIT berth in 1958 and to its first NCAA Tournament berth in 1962. In 1966, the Butler Fieldhouse was renamed Hinkle Fieldhouse in his honor. He coached in the East-West College All-Star game, the Indiana-Kentucky College All-Star game, and in the first game between the United States all-star team and the Soviet Union all-stars. While serving in the navy in 1943, he coached the Great Lakes team to a memorable upset of previously unbeaten Notre Dame.

During his time at Butler, Hinkle coached the school's football, basketball and baseball teams to over 1,000 victories, placing him among the nation's all-time winningest collegiate coaches and earning him a reputation as one of the nation's top three-sport coaches of all-time. His 560 career basketball wins rank him among the NCAA's "Top 40" all-time winningest basketball coaches, and his 41 years of coaching service rank fifth on the NCAA's all-time list behind Phog Allen of Kansas, Jim Phelan of Mount St. Mary's, Ed Diddle of Western Kentucky and Ray Meyer of DePaul.


Hinkle, born Dec. 19, 1898, was a member of the James Naismith Basketball Hall of Fame, the Helms Foundation Football and Basketball Halls of Fame, the Indiana Basketball Hall of Fame and the NACDA Hall of Fame. He was a president of the National Collegiate Basketball Coaches Association, and in 1962, he received the NCBCA's top award for his contributions to the game. He was also voted a special citation from the Football Writers Association of America for his work in college football.

Tony Hinkle's Butler Coaching Record

	Years	Won	Lost	Tied	Pct.
Football	1926, 35-41, 46-69	165	99	13	.619
Basketball	1926-42, 45-70	560	392	0	.588
Baseball	1921-28, 33-41, 46-70	335	309	5	.520
Totals		1060	800	18	.569

Did You Know?

Paul D. "Tony" Hinkle is the man who originated the orange colored basketball. Until the late 1950's, basketballs were dark brown, but Hinkle wanted a ball that could be better seen by players and fans. He worked with The Spalding Company to come up with a new ball, which was tested at the 1958 NCAA Finals in Louisville. The NCAA was impressed and the new orange ball was adopted.



Paul D. "Tony" Hinkle
1926-42, 1945-70



George Theofanis
1970-77



Joe Sexson
1977-89

BUTLER COACHING RECORDS

Years	Coach	Seasons	Won	Lost	Pct.
1896-97	Unknown	1	1	0	1.000
1897-99	James Zink	2	2	5	.286
1899-1903	Walter Kelly	4	6	8	.429
1903-04	Ralph Jones	1	2	2	.500
1904-06	Wingard	2	7	3	.700
1906-07	Art Guedel	1	2	4	.333
1907-08	John McKay	1	4	4	.500
1908-09	Joe McCrea				
	John McKay	1	5	2	.714
1909-10	Walter Gipe	1	3	4	.429
1910-12	Bill Diddle	2	10	12	.455
1912-13, 1914-18	G. Cullen Thomas	5	16	28	.364
1918-19	Joe Mullane	1	1	9	.100
1919-20	F. E. Ellis	1	2	4	.333
1920-26	Harlan O. Page	6	98	30	.765
1926-42, 1945-70	Paul D. "Tony" Hinkle	41	560	392	.588
1942-43, 1944-45	Frank Hedden	2	18	15	.545
1970-77	George Theofanis	7	79	105	.429
1977-89	Joe Sexson	12	143	188	.432
1989-2000	Barry Collier	11	196	132	.598
2000-01	Thad Matta	1	24	8	.750
2001-07	Todd Lickliter	6	131	61	.682
2007-	Brad Stevens	1	30	4	.882
1896-2008		110	1340	1026	.566



Barry Collier
1989-2000



Thad Matta
2000-2001




Todd Lickliter
2001-07

Miscellaneous Coaching Records

Wins 560 "Tony" Hinkle 1926-42, 45-70	Games 952 "Tony" Hinkle 1926-42, 45-70
Winning Percentage (5 Seasons) .762 "Pat" Page 1920-26	Winning Seasons 28 "Tony" Hinkle 1926-42, 45-70
Seasons 41 "Tony" Hinkle 1926-42, 45-70	20-Win Seasons 5 Barry Collier

NCAA

2007-08




2007-08 Bulldogs, seated left to right: Zach Hahn, Nick Rodgers, Mike Green, Drew Streicher, Julian Betko, A. J. Graves, Ben Slaton and Shawn Vanzant. Middle row: Ryan McLaughlin (Mgr.), Asst. Coach Terry Johnson, Asst. Coach Brandon Miller, Head Coach Brad Stevens, Asst. Coach Matthew Graves, Micah Shrewsberry (Coordinator of Basketball Operations), Jim Peal (Strength Coach), and Erick Brown (Mgr.). Back row: Chris Neumann (Mgr.), Willie Veasley, Grant Leiendecker, Matt Howard, Avery Jukes, Elliot Engelmann, Alex Anglin and Ryan Galloy (Athletic Trainer).

2007-08

First Round, Birmingham, Ala., 3/21/07
#11 Butler 81, South Alabama 61
Second Round, Birmingham, Ala., 3/23/07
#5 Tennessee 76, #11 Butler 71 (OT)



2006-07




2006-07 Bulldogs, seated left to right: Ben Slaton, Mike Green, Julian Betko, Brian Ligon, Brandon Crone, Marcus Nellem, A. J. Graves and Grant Leiendecker. Middle row: Tim Buchmeier (Mgr.), Jim Peal (Strength Coach), Joel Cornette (Coordinator of Basketball Operations), Asst. Coach Matthew Graves, Head Coach Todd Lickliter, Asst. Coach Brad Stevens, Asst. Coach LaVall Jordan, Mark Rund (Athletic Trainer), and Erick Brown (Mgr.). Back row: David Moore-Beitler (Mgr.), Nick Rodgers, Avery Jukes, Drew Streicher, Pete Campbell, Elliot Engelmann, Willie Veasley and Chris Neumann (Mgr.).

2006-07

First Round, Buffalo, N.Y., 3/15/07
#21 Butler 57, Old Dominion 46
Second Round, Buffalo, N.Y., 3/17/07
#21 Butler 62, #18 Maryland 59
"Sweet 16", St. Louis, Mo., 3/23/07
#3 Florida 65, #21 Butler 57

2002-03




2002-03 Bulldogs, seated left to right: Ryan Reynolds, Brandon Miller, Darnell Archey, Lewis Curry, Joel Cornette, Mike Moore, Rob Walls, Duane Lightfoot and Avery Sheets. Middle row: Brian Landwer (Mgr.), Ryan Murray (Mgr.), Matthew Graves (Director of Basketball Operations), Asst. Coach Jeff Meyer, Head Coach Todd Lickliter, Asst. Coach Mike Marshall, Asst. Coach Brad Stevens, Kevin Lynch (Trainer), and Brian Scheur (Mgr.). Back row: Carl Heck (Mgr.), Bruce Horan, Mike Monserez, Andy Grunst, Ben Grunst, Jeff James, Nick Gardner and Vince Green (Mgr.).

2002-03

First Round, Birmingham, Ala., 3/21/03
Butler 47, #20 Mississippi State 46
Second Round, Birmingham, Ala., 3/23/03
Butler 79, #14 Louisville 71
"Sweet 16", Albany, N.Y., 3/28/03
#3 Oklahoma 65, Butler 54

2000-01




2000-01 Bulldogs, seated left to right: Thomas Jackson, Brandon Miller, Nick Gardner, LaVall Jordan, Duane Lightfoot, Jr., Darnell Archey, Rob Walls and Ryan Falquist. Middle row: Brian Landwer (Mgr.), Travis Steele (Mgr.), Brad Stevens (Director of Basketball Operations), Asst. Coach Todd Lickliter, Asst. Coach Mike Marshall, Head Coach Thad Matta, Asst. Coach John Groce, Tom Higgins (Trainer), Justin Sindors (Mgr.), Paul Ziemba (Mgr.) and Shannon Patterson (Strength Coach). Back row: Mike Monserez, Lewis Curry, Scott Robisch, Ben Grunst, Joel Cornette, Mike Moore and Rylan Hainje.

2000-01

First Round, Kansas City, Mo., 3/16/01
Butler 79, #23 Wake Forest 63
Second Round, Kansas City, Mo., 3/18/01
#4 Arizona 73, Butler 52

NCAA

1999-00




1999-00 Bulldogs, seated left to right: Brandon Miller, Darnell Archey, Ryan Murray, Mike Marshall, Andrew Graves, LaVall Jordan, Jason Myers, Thomas Jackson. Middle Row: Glen Korobov (Administrative Asst.), Shannon Patterson (Strength Coach), Paul Ziemba (Student Manager), Asst. Coach Thad Matta, Head Coach Barry Collier, Asst. Coach Mark Bailey, Tom Higgins (Athletic Trainer), Asst. Coach Todd Lickliter, Ben Danner (Student Manager), Chad Lynn (Student Manager). Back row: Luke Reed, Lewis Curry, Joel Cornette, Scott Robisch, Ben Grunst, Mike Moore, Rylan Hainje, Michael Hicks.

1999-00

First Round, Winston-Salem, N.C., 3/17/00
#13 Florida 69, Butler 68 (OT)



1997-98




1997-98 Bulldogs, seated left to right: Andy Hirschy, Jeff Rogers, Jon Neuhouser, Rolf van Rijn, Dan Dudukovich, Matthew Graves and Otis Frazier. Middle row: David Slone (Mgr.), Ralph Reiff (trainer), Asst. Coach Jim Price, Head Coach Barry Collier, Asst. Coach Mark Bailey, Asst. Coach Thad Matta, Glen Korobov (Admin. Asst.) and Kyle Burkholder (Mgr.). Back row: Jason Myers, Michael Hicks, Mike Marshall, Bjorn Gieseck, Mike Pflugner, Andrew Graves and LaVall Jordan.

1997-98

First Round, Lexington, Ky., 3/13/98
#18 New Mexico 79, Butler 62

1996-97




1996-97 Bulldogs, seated left to right: Mike Pflugner, Bjorn Gieseck, T. J. Perry, Kelsey Wilson, Chad Cantor, Rolf van Rijn, Jon Neuhouser. Middle row: Ralph Reiff (trainer), Asst. Coach Jay John, Todd Lickliter (admin. asst.), Asst. Coach Jim Price, Head Coach Barry Collier, Asst. Coach Ed Kelly, Nick Reading (manager), Dave Slone (manager). Back row: Brent Rockwood, Jeff Rogers, Matthew Graves, Dan Dudukovich, Mike Marshall, Andrew Graves, Andy Hirschy.

1996-97

First Round, Detroit, Mich., 3/13/97
#10 Cincinnati 86, Butler 69

1961-62




1961-62 Bulldogs, seated, left to right: Erv Bultman, Larry Shook, Leo Braun, Dick Haslam, Gerry Williams, Jack Krebs, Charles McElfresh. Middle row: Dick Green, Gordon Pope, Dan Kaufman, Jeff Blue, Don Wilson, Larry Johnson. Back row: Leroy Blocher, Asst. Coach Robert Dietz, Ken Freeman, Earl Engle, John Weber, Tom Bowman, Gregg Ferrin, Head Coach Tony Hinkle, Mert Prophet (trainer).

1961-62

First Round, Lexington, Ky., 3/12/62
Butler 56, #8 Bowling Green 55
Regional Semifinals, Iowa City, Iowa, 3/16/62
#3 Kentucky 81, Butler 60
Regional Third Place, Iowa City, Iowa, 3/17/62
Butler 87, Western Kentucky 86 (OT)

Collegiate National Champions



1924 National Champions. From left: Hal Griggs, Robert Keach, Paul Jones, Gerald Strole (rear), Wally Middlesworth (front), Orville Hooker, Robert Nipper, Gene Colway, Head Coach Harlan O. "Pat" Page.

1923-24

AAU National Tournament, Kansas City, Mo.

Butler 34, Schooley-Woodstock 29

Butler 35, Hillyards 29

Butler 40, Kansas State Teachers 21

Championship: Butler 30, Kansas City Athletic Club 26

1928-29

John J. McDevitt Trophy

Presented to the collegiate national champion by the
Veteran Athletes of Philadelphia

Butler's Conference Championships

Regular Season

Year	Conference	Coach
1932-33	Missouri Valley Conference	Tony Hinkle
1933-34	Missouri Valley Conference	Tony Hinkle
1946-47	Mid-American Conference	Tony Hinkle
1951-52	Indiana Collegiate Conference	Tony Hinkle
1952-53	Indiana Collegiate Conference	Tony Hinkle
1953-54	Indiana Collegiate Conference	Tony Hinkle
1958-59	Indiana Collegiate Conference	Tony Hinkle
1960-61	Indiana Collegiate Conference	Tony Hinkle
1961-62	Indiana Collegiate Conference	Tony Hinkle
1969-70	Indiana Collegiate Conference	Tony Hinkle
1972-73	Indiana Collegiate Conference	George Theofanis
1976-77	Indiana Collegiate Conference	George Theofanis
1977-78	Indiana Collegiate Conference	Joe Sexson
1996-97	Midwestern Collegiate Conference	Barry Collier
1999-00	Midwestern Collegiate Conference	Barry Collier
2000-01	Midwestern Collegiate Conference	Thad Matta
2001-02	Horizon League	Todd Lickliter
2002-03	Horizon League	Todd Lickliter
2006-07	Horizon League	Todd Lickliter
2007-08	Horizon League	Brad Stevens

Tournament

1996-97	Midwestern Collegiate Conference	Barry Collier
1997-98	Midwestern Collegiate Conference	Barry Collier
1999-00	Midwestern Collegiate Conference	Barry Collier
2000-01	Midwestern Collegiate Conference	Thad Matta
2007-08	Horizon League	Brad Stevens

Butler's In-Season Tournament Championships

1947-48	Hoosier Classic (Hinkle Fieldhouse)	Tony Hinkle
1948-49	Hoosier Classic (Hinkle Fieldhouse)	Tony Hinkle
2001-02	Top of the World Classic (Alaska)	Todd Lickliter
2001-02	Hoosier Classic (Market Square Arena)	Todd Lickliter
2007-08	Great Alaska Shootout	Brad Stevens

NIT



1957-58

First Round at New York, N.Y., 3/13/58
St. John's 76, Butler 69

1958-59

First Round at New York, N.Y., 3/12/59
Butler 94, Fordham 80

Second Round at New York, N.Y., 3/14/59
Bradley 83, Butler 77

1984-85

First Round at Bloomington, Ind., 3/15/85
Indiana 79, Butler 57

1990-91

First Round at Laramie, Wyo., 3/15/91
Wyoming 63, Butler 61

1991-92

First Round at West Lafayette, Ind., 3/19/92
Purdue 82, Butler 56

1993-94 (Pre-Season)

First Round at Cincinnati, Ohio, 11/17/93
Cincinnati 90, Butler 72

1998-99

First Round at Peoria, Ill., 3/10/99
Butler 51, Bradley 50
Second Round at Indianapolis, Ind., 3/15/99
Butler 75, Old Dominion 62
Quarterfinals at Clemson, S. C., 3/18/99
Clemson 89, Butler 69

2001-02

First Round at Indianapolis, Ind., 3/14/02
Butler 81, Bowling Green 68
Second Round at Syracuse, N.Y., 3/18/02
Syracuse 66, Butler 65 - OT

2005-06

Opening Round at Indianapolis, Ind., 3/14/06
Butler 53, Miami, Ohio 52
First Round at Tallahassee, Fla., 3/17/06
Florida State 67, Butler 63

2006-07 (NIT Season Tip-Off)

Midwest Regional, Indianapolis, Ind.
at Conseco Fieldhouse, 11/13/06
Butler 71, Notre Dame 69
Midwest Regional, 11/14/06
Butler 60, Indiana 55
Semifinals, New York, N.Y.
at Madison Square Garden, 11/22/06
Butler 56, #22 Tennessee 44
Finals, 11/24/06
Butler 79, #18 Gonzaga 71

BUTLER POST-SEASON NIT RECORD

5-8

BUTLER PRE-SEASON NIT RECORD

4-1

Season Records


Year	Won	Lost	Pct.	Coach	Year	Won	Lost	Pct.	Coach
1897-98	2	3	.400	James Zink	1961-62	22	6	.786	Paul D. Hinkle
1898-99	0	2	.000	James Zink	1962-63	16	10	.615	Paul D. Hinkle
1899-00	2	1	.667	Walter Kelly	1963-64	13	13	.500	Paul D. Hinkle
1900-01	2	1	.667	Walter Kelly	1964-65	11	15	.423	Paul D. Hinkle
1901-02	1	3	.250	Walter Kelly	1965-66	16	10	.615	Paul D. Hinkle
1902-03	1	3	.250	Walter Kelly	1966-67	9	17	.346	Paul D. Hinkle
1903-04	2	2	.500	Ralph Jones	1967-68	11	14	.440	Paul D. Hinkle
1904-05	6	2	.750	Wingard	1968-69	11	15	.423	Paul D. Hinkle
1905-06	1	1	.500	Wingard	1969-70	15	11	.577	Paul D. Hinkle
1906-07	2	4	.333	Art Guedel	1970-71	10	16	.385	George Theofanis
1907-08	4	4	.500	John McKay	1971-72	6	20	.231	George Theofanis
1908-09	5	2	.714	John McKay, Joe McCrea	1972-73	14	12	.539	George Theofanis
1909-10	3	4	.429	Walter Gipe	1973-74	14	12	.539	George Theofanis
1910-11	5	7	.417	Bill Diddle	1974-75	10	16	.385	George Theofanis
1911-12	5	5	.500	Bill Diddle	1975-76	12	15	.444	George Theofanis
1912-13	3	8	.273	G. C. Thomas	1976-77	13	14	.482	George Theofanis
1913-14	NO BASKETBALL AT BUTLER			G. C. Thomas	1977-78	15	11	.577	Joe Sexson
1914-15	3	4	.429	G. C. Thomas	1978-79	11	16	.407	Joe Sexson
1915-16	3	4	.429	G. C. Thomas	1979-80	12	15	.444	Joe Sexson
1916-17	7	6	.539	G. C. Thomas	1980-81	5	22	.185	Joe Sexson
1917-18	0	6	.000	G. C. Thomas	1981-82	7	20	.259	Joe Sexson
1918-19	1	9	.100	Joe Mullane	1982-83	15	13	.536	Joe Sexson
1919-20	2	4	.333	F. E. Ellis	1983-84	13	15	.464	Joe Sexson
1920-21	16	4	.800	Harlan O. Page	1984-85	19	10	.655	Joe Sexson
1921-22	19	6	.760	Harlan O. Page	1985-86	9	19	.321	Joe Sexson
1922-23	16	4	.800	Harlan O. Page	1986-87	12	16	.429	Joe Sexson
1923-24	11	7	.611	Harlan O. Page	1987-88	14	14	.500	Joe Sexson
1924-25	20	4	.833	Harlan O. Page	1988-89	11	17	.393	Joe Sexson
1925-26	16	5	.762	Harlan O. Page	1989-90	6	22	.214	Barry Collier
1926-27	17	4	.810	Paul D. Hinkle	1990-91	18	11	.621	Barry Collier
1927-28	19	3	.864	Paul D. Hinkle	1991-92	21	10	.678	Barry Collier
1928-29	17	2	.895	Paul D. Hinkle	1992-93	11	17	.393	Barry Collier
1929-30	12	8	.600	Paul D. Hinkle	1993-94	16	13	.552	Barry Collier
1930-31	17	2	.895	Paul D. Hinkle	1994-95	15	12	.556	Barry Collier
1931-32	14	5	.737	Paul D. Hinkle	1995-96	19	8	.704	Barry Collier
1932-33	16	5	.762	Paul D. Hinkle	1996-97	23	10	.697	Barry Collier
1933-34	14	7	.667	Paul D. Hinkle	1997-98	22	11	.667	Barry Collier
1934-35	13	7	.650	Paul D. Hinkle	1998-99	22	10	.688	Barry Collier
1935-36	6	15	.286	Paul D. Hinkle	1999-00	23	8	.742	Barry Collier
1936-37	6	14	.300	Paul D. Hinkle	2000-01	24	8	.750	Thad Matta
1937-38	11	12	.478	Paul D. Hinkle	2001-02	26	6	.813	Todd Lickliter
1938-39	14	6	.700	Paul D. Hinkle	2002-03	27	6	.818	Todd Lickliter
1939-40	17	6	.739	Paul D. Hinkle	2003-04	16	14	.533	Todd Lickliter
1940-41	13	9	.591	Paul D. Hinkle	2004-05	13	15	.464	Todd Lickliter
1941-42	13	9	.591	Paul D. Hinkle	2005-06	20	13	.606	Todd Lickliter
1942-43	4	9	.308	Frank Hedden	2006-07	29	7	.806	Todd Lickliter
1943-44	NO BASKETBALL AT BUTLER			Frank Hedden	2007-08	30	4	.882	Brad Stevens
1944-45	14	6	.700	Frank Hedden					
1945-46	12	8	.600	Paul D. Hinkle					
1946-47	16	7	.696	Paul D. Hinkle					
1947-48	14	7	.667	Paul D. Hinkle					
1948-49	18	5	.783	Paul D. Hinkle					
1949-50	12	12	.500	Paul D. Hinkle					
1950-51	5	19	.208	Paul D. Hinkle					
1951-52	12	12	.500	Paul D. Hinkle					
1952-53	14	9	.609	Paul D. Hinkle					
1953-54	13	12	.520	Paul D. Hinkle					
1954-55	10	14	.417	Paul D. Hinkle					
1955-56	14	9	.609	Paul D. Hinkle					
1956-57	11	14	.440	Paul D. Hinkle					
1957-58	15	10	.600	Paul D. Hinkle					
1958-59	19	9	.679	Paul D. Hinkle					
1959-60	15	11	.577	Paul D. Hinkle					
1960-61	15	11	.577	Paul D. Hinkle					

Horizon League
Top Single Season Win Totals

School	Year	Won	Lost	Pct.	Coach
1. Butler	2007-08	30	4	.882	Brad Stevens
2. Butler	2006-07	29	7	.806	Todd Lickliter
3. Xavier	1989-90	28	5	.848	Pete Gillen
4. Butler	2002-03	27	6	.818	Todd Lickliter
Loyola	1984-85	27	6	.818	Gene Sullivan
6. Saint Louis	1988-89	27	10	.730	Rich Grawer
7. Butler	2001-02	26	6	.813	Todd Lickliter
Milwaukee	2004-05	26	6	.813	Bruce Pearl
9. Xavier	1985-86	25	5	.833	Pete Gillen
Saint Louis	1986-87	25	10	.714	Rich Grawer
Evansville	1988-89	25	6	.806	Jim Crews
Green Bay	1995-96	25	4	.862	Mike Heideman
Detroit	1997-98	25	6	.806	Perry Watson
Detroit	1998-99	25	6	.806	Perry Watson
Detroit	2000-01	25	12	.674	Perry Watson

A Decade (Plus) of Success

Butler men's basketball teams have compiled ten 20-win seasons in the past 12 years! During that span, the Bulldogs have won more than 70% of their games, have captured 12 league championship trophies and have made ten postseason tournament appearances! Butler became the first team in league history to record seven straight 20-win seasons (1996-2003) and the first school in league annals to capture four consecutive regular season championships (2000-03).



Jon Neuhouser led the Bulldogs in scoring in the 1997 and 1998 MCC Tournaments.

1996-97
Record: 23-10
MCC Season Champs
MCC Tournament Champs
NCAA Tournament

The 1996-97 Bulldogs captured Butler's first Midwestern Collegiate Conference tournament championship with a 69-68 victory over UIC. The MCC title game win established a Butler single season record for victories. The Bulldogs fell to #10 ranked Cincinnati in the first round of the NCAA Tournament, but a remarkable streak of 20-win seasons and post-season tournament appearances was begun. Junior forward Jon Neuhouser was named conference "Player of the Year," while senior guard Kelsey Wilson was picked as the league tournament MVP. Butler head coach Barry Collier was named conference "Coach of the Year" for the second time.

1997-98
Record: 22-11
MCC Tournament Champs
NCAA Tournament

Butler returned to the NCAA Tournament in 1998, after capturing a second consecutive MCC tournament championship. The #3-seeded Bulldogs beat UW-Green Bay, 70-51, on its home floor behind the 18-point


performance of guard Matthew Graves to win the tournament crown. Senior Jon Neuhouser was named MCC Tournament MVP. The Bulldogs, who defeated #19 Oklahoma during the season, fell to #18 New Mexico in the NCAA Tournament.

1998-99
Record: 22-10
NIT

Butler, with no returning starters from the previous season, reached the championship game of the MCC Tournament for a third consecutive year, but fell to top-seeded Detroit. The Bulldogs did earn a bid to the NIT and posted back-to-back wins over Bradley, 51-50, and Old Dominion, 75-62, before falling on the road at Clemson. Barry Collier was named conference "Coach of the Year" for the third time.

1999-2000
Record: 23-8
MCC Season Champs
MCC Tournament Champs
NCAA Tournament

The Bulldogs, winners of both the MCC regular season title and the MCC Tournament, carried a school-record 15-game winning streak into the first round of the NCAA Tournament. That streak came within seconds of reaching 16 straight,



Mike Marshall helped the Bulldogs to the NCAA Tournament three times and the NIT once.

but the Bulldogs were beaten on a shot at the buzzer by eventual NCAA runner-up Florida. Senior Mike Marshall was named MCC Tournament MVP and Barry Collier was picked as league "Coach of the Year" for the fourth time.

2000-01
Record: 24-8
MCC Season Champs
MCC Tournament Champs
NCAA Tournament

First-year head coach Thad Matta guided Butler to a school-record 24 wins, a pair of conference titles, a regular season upset of #10 ranked Wisconsin and the Bulldogs' first NCAA Tournament win in 35 years! And what a win it was. The Bulldogs dominated #23 ranked Wake Forest, leading the Demon Deacons at halftime by 33 points, 43-10! The final score was Butler 79, Wake Forest 63. Arizona, the eventual NCAA runner-up, knocked Butler out of the tournament in the second round. Matta was named MCC "Coach of the Year."

2001-02
Record: 26-6
Horizon League Season Champs
NIT

Despite a resume that included a league-record 25 regular season wins and three championships (Horizon League, Top of the World Classic, Hoosier Classic), Butler was left out of the NCAA Tournament. The Bulldogs were ranked as high as #20 in the national polls, the first time in 53 years that Butler reached the "Top 25." Butler became the first team in 20 years to defeat Indiana in the Hoosier Classic, and the Bulldogs posted a "Top 25" win over #21 Ball State. Senior forward Rylan Hainje was named Horizon League Player of the Year. The Bulldogs did advance to the NIT and posted a victory over Bowling Green, before falling at Syracuse in overtime. Butler ranked first in the nation in wins away from home, and the Bulldogs broke the school record for wins for the second straight year.

2002-03
Record: 27-6
Horizon League Season Champs
NCAA Tournament "Sweet 16"

One year after being left out of the NCAA Tournament, the Bulldogs received an "at-large" bid to the national championship and responded with a run to the "Sweet 16." Butler defeated #20 Mississippi State, 47-46, on a shot by senior Brandon Miller

and then beat #14 Louisville behind Darnell Archey's eight three-point field goals. The Bulldogs, who fell to #3 Oklahoma in the East Region semifinals, broke the school record for victories for a third straight year and set a Horizon League record with a fourth consecutive regular season championship. Butler recorded 20 regular season wins for a second straight year.


2005-06
Record: 20-13
NIT

The Bulldogs rebounded from their first losing record in a decade with a solid 20-13 campaign, a runner-up finish in the Horizon League regular season race, a runner-up finish in the league tournament and a berth in the NIT. The Bulldogs defeated Miami (Ohio), 53-52, in the first round of the NIT, before falling at Florida State, 67-63. Senior forward Brandon Polk became the fourth Butler player to be named Horizon League Player of the Year and Todd Lickliter was named league Coach of the Year.

2006-07
Record: 29-7

Horizon League Season Co-Champs
NIT Season Tip-Off Champs
NCAA Tournament "Sweet 16"

Picked sixth in the preseason poll of league coaches, media and sports information directors, the Bulldogs responded with one of the most remarkable seasons in school history! Butler recorded a then school- and Horizon League-record 29 wins and won a share of the league regular



Brandon Miller helped lead the Bulldogs to 77 wins while starting every game of his Butler career, 2000-03.


season championship. The team won the NIT Season Tip-Off with victories over Notre Dame, Indiana, #22 Tennessee and #23 Gonzaga, and then cracked the "Top 25" for a school- and league-record 16 consecutive weeks! Butler became the first school in league history to achieve a "Top 10" national ranking. Seeded fifth in the NCAA Tournament, the Bulldogs reached the "Sweet 16" for the second time in five

years with wins over Old Dominion and #18 Maryland, before falling to eventual national champion Florida. Butler coach Todd Lickliter was named NABC National Coach of the Year.

2007-08
Record: 30-4

Great Alaska Shootout Champs
Horizon League Season Champs
Horizon League Tournament Champs
NCAA Tournament

Coming off the best season in school history and featuring five key seniors, head coach Brad Stevens knew expectations would be high in 2007-08. His squad met and exceeded expectations! The first-year Butler coach led the Bulldogs to a championship at the Great Alaska Shootout, a second consecutive Wooden Tradition trophy, a second straight Horizon League regular season title and the team's first Horizon League Tournament championship since 2001. The Bulldogs won a first round NCAA Tournament game against South Alabama, before falling in overtime in the second round to second-seeded Tennessee. Butler became the first team in Horizon League history to win 30 games and just the second team ever to win 16 league games. The Bulldogs were ranked in the "Top 25" for a school and league-record 19 consecutive weeks, including a school and league-record five weeks in the "Top 10." Senior guard Mike Green became the fifth Butler player to be named Horizon League Player of the Year, and freshman Matt Howard was chosen league Newcomer of the Year.



LaVall Jordan played in four NCAA Tournament games and three NIT contests.

Butler Profile, 1996-2008

Overall Record: 275-112 (.711)
League Record: 135-51 (.726)
Non-League Record: 126-59 (.681)
League Season Titles: 7
League Tournament Titles: 5
NCAA Tournament: 6-7
NIT Record: 4-3
"Top 25" Wins: 9

1997-98

Butler 73, #19 Oklahoma 63

2000-01

Butler 58, #10 Wisconsin 44
Butler 79, #23 Wake Forest 63

2001-02


Butler 75, #21 Ball State 66

2002-03

Butler 47, #20 Mississippi State 46
Butler 79, #14 Louisville 71

2006-07

Butler 56, #22 Tennessee 44
Butler 79, #23 Gonzaga 71
Butler 62, #18 Maryland 59



Brandon Polk was named Horizon League Player of the Year in 2005-06.

A

Adams, 1910
Adams, Claris, 1907
Agnew, Ralph, 1917
Albertson, Phil, 1940#
Allen, 1897
Allen, Danny, 1991, 92, 93, 94*
Allen, Wilbur, 1928, 29, 30
Allison, Scott, 1989
Alosinac, Boris, 2006#
Anderson, George, 1893
Anderson, Roger, 1931
Angell, Robert, 1961#
Anglin, Alex, 2008
Anthony, Leslie, 1904
Arbuckle, Gordan, 1931
Archbold, Darin, 1989, 90, 91, 92*
Archey, Darnell, 2000, 01, 02, 03
Armstrong, Scott, 1934, 35, 36
Atkinson, Charles, 1940

B

Bacon, Bill, 1898
Bailey, Alan, 1931
Baird, Frank, 1932, 33, 34*
Baker, Charles, 1893
Baker, Dee, 1949, 50
Banks, Michael, 1991, 92
Barnett, Carl, 1907
Barnett, Chester, 1907
Barrick, Jim, 1959, 60
Barrowcliff, John, 1947, 48, 49
Bastian, Dave, 1980
Batts, Roscoe, 1934, 35, 36
Baumgartner, Jim, 1942
Beam, Mark, 1983, 84, 85, 86*
Beauford, Brian, 1991, 92, 93
Bennett, Dave, 1969, 70, 71
Berry, Rick, 1987, 88, 89, 90
Betko, Julian, 2006, 07, 08*
Bevelhimer, Paul, 1951
Black, Art, 1922
Blackwell, Jess, 1961
Bland, Eugene, 1945
Blessing, Bob, 1924
Blocher, LeRoy, 1962#, 63#
Blomberg, Bruce, 1972
Blue, Jeff, 1962, 63, 64
Blue, Mike, 1964
Bose, Orville, 1959, 60
Bottema, Ray, 1945
Bottorff, Bob, 1962
Bowen, Tim, 1990, 91, 92, 93
Bowens, Quincy, 1993
Bowman, Tom, 1961, 62, 63
Braden, Carl, 1942, 43
Braden, Harold, 1940
Brafford, Ralph, 1935, 36
Braun, Leo, 1961, 62
Brens, J. P., 1990, 91, 92, 93*
Brickert, Everett, 1907
Brooks, Nick, 2004, 05
Brown, Bill, 1966, 67
Brown, Erick, 2007#, 08#
Brown, Mark, 1904
Brown, Paul, 1922
Buchmeier, Tim 2007#
Buck, Dick, 1960
Bugg, William, 1927, 28, 29
Bull, Robert, 1895, 96
Bultman, Erv, 1962
Burdsall, Orvis, 1950, 51, 52*
Burris, Wayne, 1974, 75, 76, 77*
Burt, Mike, 1984, 85
Butcher, Gary, 1963#, 64#, 65#
Butler, George, 1898
Butler, Tom, 1981, 82, 83

C

Campbell, Pete, 2007, 08*
Cantor, Chad, 1994, 95, 96, 97
Carr, John, 1978, 79
Carretta, Brian, 1995
Caskey, Jake, 1929
Cave, Marvin, 1948
Chadd, Archie, 1926, 27, 28*
Chadd, Howard, 1931, 32
Chambers, Charles, 1948#
Chandler, Dana, 1927, 28, 29
Chapman, Mike, 1964, 65
Chapman, Ralph, 1949, 50*
Chickendantz, Harry, 1931, 32, 33
Christopher, Clarence, 1925, 28
Christopher, Marshall, 1928, 29, 30
Clark, Ed, 1966#, 67#
Clay, Bob, 1936
Clayton, Jack, 1940, 41
Collier, Barry, 1975, 76
Colway, Eugene, 1922, 23, 24, 25
Combs, Lester, 1940, 41
Compton, Leroy, 1945
Cook, 1897
Cook, Art, 1945, 46*
Corbett, Norval, 1936
Cornelius, George, 1917
Cornette, Joel, 2000, 01, 02, 03*
Cosgrove, Art, 1935, 36, 38*
Coward, Marcus, 1994, 95
Cox, Gary, 1967, 68
Cox, Wally, 1955, 56, 57, 58
Craft, Ray, 1958
Crain, Clarence, 1971, 72, 73
Cranny, Dick, 1952
Cranny, Jerry, 1946, 47, 48
Crockett, Reggie, 1950
Crone, Brandon, 2004, 05, 06*, 07*
Croner, Ken, 1985, 86
Crosley, Jim, 1952, 53, 54*
Crump, Lynn, 1991#, 92#, 93#
Cunningham, John, 1898
Curry, Lewis, 2000, 01, 02, 03

D

Dale, Jerry, 1981
Daniels, 1907
Danner, Ben, 1999#, 00#
Darrah, 1897
Davenport, Frank, 1904, 06
Davenport, Fred, 1906, 07
Davenport, T., 1906
Davidson, 1893
Davis, Bert, 1931, 32, 33
Davis, Claude, 1980, 81, 82*, 83*
Deaton, John, 1989
Demmary, Gene, 1933, 34, 35
Deputy, Jim, 1941, 42
DeWitt, Gerald, 1945
Diederich, Ed, 1921
Dietz, Bob, 1939, 40, 41*
Ditz, Tom, 1898, 99
Disney, Brian, 1992#
Ditmire, Joe, 1955, 56
Dobson, Clarence, 1898, 99
Donovan, Rick, 1987, 88, 89, 90
Doyle, Jim, 1947, 48, 49, 50
Drew, Scott, 1992#
Dudukovich, Dan, 1995, 96, 97, 98
Duncan, 1898
Dunn, John, 1974, 75, 76, 77*

E

Edwards, Dean, 1992
Edwards, Scott, 1907
Edwards, Vic, 1957
Eggert, Kyle, 1974

Ehret, Kent, 1971, 72, 73
Ellenberger, Norm, 1953, 54
Engelmann, Elliot, 2007, 08
Engle, Earl, 1959, 62
Englerth, Charles, 1952
Etherington, Brett, 1988, 89, 90, 91
Evans, Bob, 1947, 48, 49
Evans, Oscar, 1971, 72

F

Falquist, Ryan, 2001
Farley, 1898
Fawcett, Willard, 1936, 37, 38
Fehn, Jeff, 1975, 76, 77, 78
Ferguson, Doug, 1970
Ferrin, Gregg, 1963, 64
Fields, Walt, 1949
Fine, Marion, 1946
Fisher, 1897, 98
Fitzgerald, Darrin, 1984, 85, 86*, 87*
Fitzgerald, Ed, 1907
Fleece, Vener, 1907
Fledderjohn, John, 1964
Fletcher, Bob, 1943
Floyd, Walter, 1927, 28
Fordyce, Chad, 1988, 89, 90, 91
Fortmeyer, Phil, 1970#
Foster, Henry, 1955, 56, 57
Fougerousse, Art, 1951
Fowlkes, Darren, 1986, 87, 88, 89*
Frankfort, Marty, 1917*, 18*
Frayman, Jack, 1954, 55
Frazier, Otis, 1998
Freeman, Darren, 1992
Freeman, Ken, 1960, 62
Fromuth, Alan, 1927, 28, 29
Fulkerson, 1897

G

Gallahar, Tony, 1985, 86, 87
Gardner, Nick, 2001, 02, 03, 04
Garey, 1897
Garrott, Floyd, 1970, 71
Gault, Wade, 1989, 90, 91, 92*
Gavin, 1897
Gerdt, Doug, 1978#
Gerkensmeyer, Earl, 1935, 36, 37
Geyer, William, 1937, 38, 39
Gieseck, Bjorn, 1996, 97, 98, 99
Gilbreth, Dave, 1983, 84, 85
Givens, Chris, 1986, 87
Givens, 1907
Good, Charles, 1913, 17
Graham, Alva, 1922
Graves, A. J., 2005, 06, 07, 08*
Graves, Andrew, 1997, 98, 99, 00*
Graves, Matthew, 1994, 96, 97*, 98*
Green, 1898
Green, Dick, 1964
Green, Lowell, 1939#
Green, Mike, 2007, 08*
Green, Vince, 2003#, 04#, 05#, 06#
Greve, Keith, 1952, 53, 54, 58*
Griffith, Harry, 1893
Griffith, Henry, 1893
Griggs, Haldane, 1923, 24, 25*
Grunst, Andy, 2003, 04, 05
Grunst, Ben, 2001, 02
Guice, Jermaine, 1991, 92, 93*, 94*
Gunn, Byron, 1939, 40
Guzek, Ted, 1955, 56, 57, 58

H

Hackworth, Brett, 1980#
Haffner, Dick, 1959, 60
Hahn, Zach, 2008
Hainje, Rylan, 1999, 00, 01, 02

Hall, 1893
Hall, John, 1950, 51
Hamilton, Bill, 1939, 40, 41
Hardin, Steve, 1969
Hardy, Bill, 1942
Harker, Albert, 1923, 24, 26
Harmsen, Brian, 1978, 79
Harper, 1897
Harper, Clarence, 1968, 69
Harper, Mike, 1984, 85, 86, 87
Harris, Joe, 1987
Harrison, Ray, 1909
Hartley, Alonzo, 1907
Hartman, Norm, 1946
Haseley, Tim, 1982, 83, 84, 85
Haslam, Dick, 1960, 61, 62
Haslet, William, 1931, 32
Haywood, Rodney, 1988, 89, 90*
Hazelett, Bruce, 1967
Heck, Carl, 2003#, 04#, 05#
Hedden, Frank, 1931#
Herbert, David, 1986, 87, 88
Hester, 1897
Hicks, Michael, 1998, 99
Hildebrand, Oral, 1928, 29, 30*
Hirschy, Andy, 1996, 97, 98, 99*
Hogan, Pat, 1945
Hohlt, Jim, 1967
Holloway, Don, 1952, 53, 55*
Holt, Dave, 1971, 72
Holz, Harold, 1926, 27, 28
Hombert, John, 1956
Hooker, Orville, 1921, 22*, 23, 24
Hoover, Aaron, 1985
Horan, Bruce, 2003, 04, 05, 06*
Hosier, Maurice, 1928, 29, 30
Howard, Matt, 2008
Howell, Jim, 1954
Howenstine, Fred, 1930#
Hoyt, Garry, 1967, 68, 69
Humbert, John, 1946
Hummel, Lee, 1945
Hummell, Keith, 1893
Hunckler, Fred, 1941, 42, 43*
Hunt, 1898
Hurt, Jim, 1971, 72
Hutson, Steve, 1979, 80, 81
Hynes, 1893

I

Ikerd, Larry, 1983, 84, 85
Iwema, Ron, 1963, 64, 65

J

Jackman, Willis, 1926, 28
Jackson, Bob, 1951
Jackson, Thomas, 1999, 00, 01, 02
Jaggers, Chester, 1937, 39
James, Jeff, 2003, 04
Jarrett, Danny, 1982, 83, 84
Johnson, Larry, 1962
Jones, Greg, 1982, 83
Jones, John, 1959
Jones, John "Skip", 1982, 83
Jones, Johnny, 1985, 86
Jones, Paul, 1921, 22, 23, 24
Jones, Rowland, 1919, 21*, 22
Jones, Tom, 1964, 65
Jones, Toy, 1934, 35*, 36*
Jones, Will, 1999
Jordan, LaVall, 1998, 99, 00, 01*
Joseph, Loren, 1939, 40
Jukes, Avery, 2008
Jump, 1898
Jung, Phil, 1957

K

Kaiser, Bob, 1953#
Karaffa, John, 1988, 89, 90, 91
Kaufman, Dan, 1962
Keach, Bob, 1925, 26
Keen, Clyde, 1895, 96
Kennington, Bob, 1912, 13
Kettenbach, 1897
Kettenbach, John, 1893
King, Bob, 1945
King, Morris, 1934#
Kingsbury, 1897
Kingsbury, John, 1904
Kingsbury, Layman, 1907, 09, 10
Kingsbury, Theo, 1907
Kitterman, Clayton, 1906, 07
Knobel, George, 1939, 40
Kokinda, Jack, 1968#
Kon, Marcel, 1994, 95
Konold, Dave, 1925
Kouns, Beryl, 1955
Krebs, Jack, 1963

L

Labda, Lodie, 1954
Landwehr, Brian, 2001#, 02#, 03#, 04#
Larsen, Bill, 1947
Leffler, Mike, 1958, 59
Leiendecker, Grant, 2008
Leslie, John, 1921, 22, 23*
Lickliter, Todd, 1978, 79
Lightfoot, Jr., Duane, 2001, 02, 03, 04*
Ligon, Brian, 2004, 05, 06*, 07*
Lile, Carl, 1974, 75
Lincks, Bob, 1951#, 52#
Lister, John, 1893, 97
Littrell, Jody, 1987, 88, 89, 90*
Lloyd, George, 1929#
Lockhart, Art, 1913
Loop, Charles, 1897, 98
Loop, Martin, 1898
Loop, Marvin, 1895, 96
Lubs, Larry, 1977, 78, 79
Ludlow, Ovid, 1895, 96
Lynch, Bill, 1973, 75, 76*, 77
Lynn, Chad, 1999#

M

Maas, Charlie, 1947, 48, 49*
MacKenzie, Jack, 1953, 54
Mackey, Greg, 1984, 85, 86
Maguire, Chester, 1907
Mahurin, Doug, 1981
Maloney, Joe, 1977, 78, 79
Manifold, Lothair, 1943
Markland, Glenn, 1917
Marsh, Chester, 1907, 09, 10
Marsh, John, 1970
Marshall, Bob, 1997, 98, 99*, 00*
Maschmeyer, Cliff, 1943
Mason, Daryl, 1972, 73, 74
Matta, Thad, 1988, 89, 90*
Mauck, Bill, 1967, 68
Mauzy, Harold, 1904
McClain, Tom, 1949#, 50#
McCray, James, 1940, 41
McGaughey, Carl, 1898, 99
McGlocklin, Don, 1975, 76, 77, 78*
McGlocklin, Jon, 1975, 76
McKay, Bob, 1906, 07, 09, 10
McKenzie, Jason, 1993, 94, 95, 96*
McKinney, Brad, 1987#, 88#
McLaughlin, Ryan, 2008#
McNorton, Paul, 1923
McRoberts, Tim, 1981, 82, 83, 84*
Mehl, Bob, 1949
Merrill, William, 1936, 37, 38

Middlesworth, Hugh, 1922, 23, 24*
Miller, Brandon, 2001, 02, 03*
Miller, Glenn, 1942, 43
Miller, Harold, 1942, 43
Miller, Mike, 1979, 80, 81
Miller, Raymond, 1931, 32, 33*
Miller, William, 1958, 59
Milner, Gene, 1966, 67
Mingle, George, 1943
Mintner, Harry, 1895, 96
Miskel, Chris, 1993, 94, 95, 96*
Mitchell, Doug, 1977, 78*, 79*
Mitchell, Sheddric, 1956, 57
Mitchem, Lynn, 1980, 81, 82*, 83*
Moffett, 1909
Monserrez, Marty, 1972, 73, 74*
Monserrez, Mike, 2002, 03, 04*
Moore, 1897
Moore, Mike, 2000, 01, 02, 03
Moore-Beitler, David, 2007#
Morris, Jim, 1936#
Moses, John, 1959
Mullane, Joe, 1912
Murray, James, 1906, 07, 09
Murray, Paul, 1904
Murray, Ryan, 1999, 2002#, 03#
Mustain, John, 1954
Myers, Brent, 1994#, 95#, 96#
Myers, Jason, 1998, 99, 00
Myers, Tyner, 1907

N

Neat, Lyle, 1939, 40, 41
Neat, Scott, 1969
Nell, John, 1967, 68
Nellems, Marcus, 2006, 07
Neuhouser, Jon, 1995, 96, 97*, 98*
Neumann, Chris, 2005#, 06#, 07#, 08#
Nipper, Bob, 1923, 24, 25, 26*
Norris, Elwood, 1941
Norris, Steve, 1968, 69, 70
Null, Mike, 1895, 96

O

O'Brien, Ralph "Buckshot", 1947, 48, 49, 50
O'Brien, Waller, 1950
Olcott, Lloyd, 1947#
Ormes, 1897
Orner, Tom, 1976, 77, 78, 79
Osborne, James, 1907
Overman, Earl, 1935, 37

P

Parker, 1897
Parker, James, 2004
Parrish, Ben, 1932, 33, 34
Patterson, Gary, 2005
Paul, Gordon, 1923, 24
Paul, Justus, 1912, 13
Pearson, Joe, 1970
Pennington, Ken, 1958, 59*, 60*
Perry, George, 1937, 38, 39*
Perry, T. J., 1994, 95, 96, 97
Peterman, Mark, 1955, 56, 57*
Peters, Steve, 1982#, 83#
Petty, Jerry, 1960
Petty, Jim, 1966
Pflugner, Mike, 1996, 97, 98, 99
Phillips, Burdette, 1993
Place, A. W., 1898
Plump, Bobby, 1955, 56, 57, 58
Poer, Harold, 1893
Poland, Lural, 1937, 38, 39
Polk, Brandon, 2005, 06
Pollock, Doug, 1976, 77, 78
Pope, Gordon, 1962, 63

Porter, Harry, 1953, 54
Prenatt, Dave, 1980
Pritchett, Jess, 1932#
Proffitt, Searle, 1931, 32, 33*

R

Race, 1917
Radecki, Larry, 1970
Radkovic, Mike, 1952, 53*
Raker, Gary, 1979, 80*
Ramey, Larry, 1959, 60, 61
Randel, John, 1972, 73
Reed, Bob, 1953, 54
Reed, Luke, 1999
Redenbacher, Leon, 1956
Rehl, Bob, 1943
Reid, Charles, 1907
Reidenbach, Clarence, 1907
Reinhardt, Craig, 1974, 75
Reissner, Frank, 1932, 33, 34
Reynolds, Cleon, 1929, 30
Reynolds, Ryan, 2002, 03, 04
Reliford, Katara, 1992, 93
Richardson, Charles, 1939
Richardson, Joe, 1982, 83
Richardson, Thomas, 1912, 13
Riley, Ray, 1957
Robbins, Pat, 1945
Roberts, 1897, 98
Roberts, Lon, 1895, 96
Robinson, 1893
Robinson, Clyde, 1935#
Robisch, Scott, 2000, 01, 02
Rockwood, Brent, 1997
Rodebeck, Ray, 1945
Rodgers, Chris, 1981, 82, 83
Rodgers, Nick, 2007, 08
Roe, Nate, 1907
Roe, Tom, 1898, 99
Rogers, Jeff, 1995, 96, 97*, 98*
Rollins, 1897
Rose, Nathaniel, 1906, 07, 09
Rosenstihl, Jim, 1951
Ryser, Dave, 1990, 91, 92

S

Salatich, Ron, 1966, 67
Sanders, Dave, 1963, 64, 65
Scheetz, Dave, 1954, 55, 56*
Schilling, Ed, 1966, 67*
Schmidt, Herbert, 1907
Schofield, Byron, 1937
Schroeder, Bob, 1968, 69, 70
Schumacher, Wilbur, 1940, 41, 42*
Schwomeyer, Herb, 1942
Scott, 1898
Scott, Bill, 1958, 59*
Scott, Mickey, 1967
Seal, Jon, 1969, 70
Selimbegovic, Srdan, 1996
Sexson, Andy, 1980
Sexson, Rick, 1975, 76
Shade, Larry, 1964, 65, 66*
Shakleton, 1893
Sheets, Avery, 2003, 04, 05, 06
Shepherd, Bill, Sr., 1947, 48, 49
Shepherd, Bill, Jr., 1970, 71, 72
Sherman, Russell, 2006#
Shook, Larry, 1962, 63
Shoup, John, 1988, 89, 90, 91
Showley, Lon, 1965, 66
Shunneson, Michael, 1994#
Silvers, Xerxes, 1910, 12*, 13*
Slaton, Ben, 2006, 07, 08
Smalligan, Jamie, 2004, 05
Smith, David, 1893
Smith, Lewis, 1937#

Sommerville, 1893
Spadorcia, Jon, 1969
Speckman, Dave, 1973, 74, 75
Steele, Travis, 2001#
Steiner, Jerry, 1938, 39, 40*
Stewart, Ray, 1952, 53
Stohler, Gene, 1950
Streicher, Drew, 2005, 06, 07, 08*
Strole, Gerald, 1925, 26
Summers, Ed, 1926
Sussman, Henry, 1917

T

Tackett, Marshall, 1930, 31, 32*
Taylor, John, 1991, 92, 93, 94*
Tharpe, Harold, 1907, 09
Theofanis, George, 1952, 57
Thomas, Cullen, 1909, 10, 12
Thomas, Frank, 1979, 80
Thompson, 1898
Thompson, Ed, 1977, 78, 79
Thompson, Luther, 1893
Tidrow, Ernie, 1942, 43
Toon, Herod, 1945, 46, 47*, 48*
Townsend, Earl, 1907
Trice, Travis, 1994, 95*
Tryer, Lester, 1897
Tucker, Chad, 1984, 85, 86*, 88*

V

Vandermeer, Melvin, 1939, 40
van Rijn, Rolf, 1995, 96, 97, 98
Van Sickle, Wayne, 1899
Van Wirt, 1910
Vanzant, Shawn, 2008
Veasley, Willie, 2007, 08
VonBargen, Scott, 1987

W

Wagener, Don, 1938
Wakefield, Bob, 1925, 26, 27*
Wallace, Roger, 1907
Walls, Rob, 2001, 02, 03
Warren, Tony, 1980, 81, 82*, 83
Watson, Mike, 1971
Weaver, Paul, 1942, 43
Weber, John, 1961, 62
Weidekamp, Flavian, 1951
Weir, Paul, 1906
Wells, John, 1956#
White, Frank, 1927, 28, 29*
Whitinghill, Wilbur, 1940
Williams, Frank, 1893
Williams, Gerry, 1961, 62, 63
Williams, Jeff, 1973, 74, 75
Wilson, Don, 1961, 62
Wilson, Kelsey, 1994, 95, 96, 97
Wilson, Michael, 1989, 90, 91, 92*
Windhurst, Bob, 1945
Wininger, Doug, 1967, 68*
Wise, Verl, 1913
Withrow, Lyle, 1930, 31
Wolfe, Charles, 1907
Wolfe, Richards, 1931, 32
Wood, Marvin, 1948, 49, 50
Woodling, Homer, 1924
Wright, 1893

Y

Yeater, Mike, 1986, 87

Z

Ziembra, Paul, 1999#, 00#, 01#

*Team captain.
#Team manager.